

INDIAN INCOME TAX RETURN ACKNOWLEDGEMENT

[Where the data of the Return of Income in Form ITR-1 (SAHAJ), ITR-2, ITR-3, ITR-4(SUGAM), ITR-5, ITR-6, ITR-7
filed and verified]
(Please see Rule 12 of the Income-tax Rules, 1962)

Assessment Year
2021-22

PAN	AABTB5026G		
Name	B S ABDUR RAHMAN CRESCENT INSTITUTE OF SCIENCE AND TECHNOLOGY		
Address	NO 4 , SEETHAKATHI ESTATE , 0 , VANDALUR , CHENNAI , 29-Tamil Nadu , 91-India , 600048		
Status	AOP/BOI	Form Number	ITR-7
Filed u/s	139(1) - Return filed on or before due date	e-Filing Acknowledgement Number	949491890190122

	Taxable Income and Tax details	Sl. No.	Amount
Taxable Income and Tax details	Current Year business loss, if any	1	0
	Total Income		0
	Book Profit under MAT, where applicable	2	0
	Adjusted Total Income under AMT, where applicable	3	0
	Net tax payable	4	0
	Interest and Fee Payable	5	0
	Total tax, interest and Fee payable	6	0
	Taxes Paid	7	1,16,097
(+)Tax Payable /(-)Refundable (6-7)	8	(-) 1,16,100	
Distribution Tax details	Dividend Tax Payable	9	0
	Interest Payable	10	0
	Total Dividend tax and interest payable	11	0
	Taxes Paid	12	0
	(+)Tax Payable /(-)Refundable (11-12)	13	0
Accreted Income & Tax Detail	Accreted Income as per section 115TD	14	0
	Additional Tax payable u/s 115TD	15	0
	Interest payable u/s 115TE	16	0
	Additional Tax and interest payable	17	0
	Tax and interest paid	18	0
	(+)Tax Payable /(-)Refundable (17-18)	19	0

Income Tax Return submitted electronically on 19-01-2022 19:07:13 from IP address 10.1.213.135 and verified by KHALID BUHARI having PAN AAEPK9169N on 19-01-2022 19:07:11 using Paper ITR-verification form generated through mode

System Generated

Barcode/QR Code



AABTB5026G07949491890190122FD712E87E6CB9E53973DB8A74F15BF274557D2D1

DO NOT SEND THIS ACKNOWLEDGEMENT TO CPC, BENGALURU

Partners:

G.N. GOPALARATHNAM, B.Sc., F.C.A., DISA
V. ANANTHARAMAN, B.Com., F.C.A.
M.V. RENGARAJAN, N.D.COM., F.C.A.
SUMITHRA RAVICHANDRAN, B.Sc., F.C.A.



V. CHANDRASEKARAN, B.Com., F.C.A.
N. SUNDAR, B.Sc., F.C.A., DISA
N.C. VIJAYKUMAR, B.Com., F.C.A., DISA
ARJUN .S, B.Com., F.C.A.

Ref:

FORM NO 10B
(See Rule 17B)

Date:

**Audit Report under Section 12A(b) of the Income Tax Act, 1961, in the case of Charitable
or Religious Trusts or Institutions**

We have examined the Balance Sheet of **B.S.ABDUR RAHMAN CRESCENT INSTITUTE OF SCIENCE AND TECHNOLOGY (PAN: AABTB5026G)**. as at 31st March, 2021, and the Income and Expenditure Account for the year ended on that date which are in agreement with the books of accounts maintained by the said trust. These financial statements are the responsibility of the Management. Our responsibility is to express an opinion on these statements based on our audit.

We conducted our audit in accordance with the Auditing Standards generally accepted in India. Those standards require that we plan and perform the audit to obtain reasonable assurance about whether the financial statements are free from material misstatements. An audit includes examining, on a test basis, evidence supporting the amounts and disclosures in the financial statements. An audit also includes assessing the accounting principles used and significant estimates made by the management, as well as evaluating the overall financial statement presentation. We believe that our audit provides a reasonable basis for our opinion.

We have obtained all the information and explanations, which to the best of our knowledge and belief were necessary for purposes of the audit. In our opinion, proper books of account have been kept by the above named Trust, so far as appears from our examination of the books.

In our opinion and to the best of our information, and according to information given to us, the said accounts give a true and fair view-

- (i) In the case of the Balance Sheet of the state of affairs of the above named trust as on 31.03.2021 and
- (ii) In the case of the Income and Expenditure Account Excess of Expenditure over Income for the year ending on 31.03.2021.

The prescribed particulars are annexed hereto.

Place: Chennai
Date:- 17/01/2022

N.C.RAJAGOPAL & CO.,
CHARTERED ACCOUNTANTS
FRN. 003398S


(Mrs. Sumithra Ravichandran)
Partner

M.No.204068

UDIN:- 22204068AAAAAI4076



ANNEXURE

STATEMENT OF PARTICULARS

I APPLICATION OF INCOME FOR CHARITABLE OR RELIGIOUS PURPOSES

1	Amount of income of the previous year applied to charitable or religious purposes in India during that year	Rs.76,93,32,489.
2	Whether the trust has exercised the option under clause (2) of the Explanation to section 11(1)? If so, the details of the amount of income deemed to have been applied to charitable or religious purposes in India during the previous year	Nil
3	Amount of income accumulated or set apart for application to charitable or religious purposes, to the extent it does not exceed 15 per cent of the income derived from property held under trust wholly for such purposes.	Nil
4	Amount of income eligible for exemption under section 11(1)(c) ? (Give details)	Nil
5	Amount of income, in addition to the amount referred to in item 3 above, accumulated or set apart for specified Purposes under section 11(2)	Nil
6	Whether the amount of income mentioned in item 5 above has been invested or deposited in the manner laid down in sec. 11(2)(b)? If so, the details thereof	Nil
7	Whether any part of the income in respect of which an option was exercised under clause (2) of the Explanation to sec.11(1) in any earlier year is deemed to be income of the previous year u/s 11(1B)? If so, the details thereof	Nil
8	Whether, during the previous year, any part of income accumulated or set apart for specified purposes u/s 11(2) in any earlier year	Nil
a)	has been applied for purposes other than charitable or religious purposes or has ceased to be accumulated or set apart for application thereto, or	Nil
b)	has ceased to remain invested in any security referred to in section 11(2)(b)(i) or deposited in any account referred to in sec.11(2)(b)(ii) or sec.11(2)(b)(iii), or	Nil
c)	has not been utilized for purposes for which it was accumulated or set apart during the period for which it was to be accumulated or set apart, or in the year immediately following the expiry thereof? If so, the details thereof	Nil



II APPLICATION OR USE OF INCOME OR PROPERTY FOR THE BENEFIT OF PERSONS REFERRED TO IN SECTION 13(3)

- | | | |
|---|--|-----|
| 1 | Whether any part of the income or property of the trust was lent, or continues to be lent, in the previous year to any person referred to in section 13(3) (hereinafter referred to in this Annexure as such person)? If so, give details of the amount, rate of interest charged and the nature of security, if any | Nil |
| 2 | Whether any land, building or other property of the trust was made, or continued to be made, available for the use of any such person during the previous year? If so, give details of the property and the amount of rent or compensation charged, if any | Nil |
| 3 | Whether any payment was made to any such person during the previous year by way of salary, allowance or otherwise? If so, give details | Nil |
| 4 | Whether the services of the trust were made available to any such person during the previous year? If so, give details thereof together with remuneration or compensation received, if any | Nil |
| 5 | Whether any share, security or other property was purchased by or on behalf of the trust during the previous year from any such person? If so, give details thereof together with the consideration paid | Nil |
| 6 | Whether any share, security or other property was sold by or on behalf of the trust during the previous year from any such person? If so, give details thereof together with the consideration received | Nil |
| 7 | Whether any income or property of the trust was diverted during the previous year in favour of any such person? If so, give details thereof together with the amount of income or value of property so diverted | Nil |
| 8 | Whether the income or property of the trust was used or applied during the previous year for the benefit of any such person in any other manner? If so, give details | Nil |

III INVESTMENTS HELD AT ANY TIME DURING THE PREVIOUS YEAR(S) IN CONCERNS IN WHICH PERSONS REFERRED TO IN SECTION 13(3) HAVE A SUBSTANTIAL INTEREST



Sl.No.	Name and address of the concern	Whether the concern is a company, number and class of shares held	Nominal value of the investment	Income from the investment	Whether the amount in col. 4 exceeded 5 per cent of the capital of the concern during the previous year -say Yes/No	Remarks
1	2	3	4	5	6	7
NOT APPLICABLE						

PLACE: CHENNAI
DATE:17/01/2022

N.C. RAJAGOPAL & CO.,
CHARTERED ACCOUNTANTS
FirmRegNo:- 003398S

Sumithra Ravichandran
(Mrs.Sumithra Ravichandran)
PARTNER
M NO.204068
UDIN:- 22204068AAAAA14076



Acknowledgement Receipt of Income Tax Forms (Other Than Income Tax Return)



e-Filing *Anywhere Anytime*
Income Tax Department, Government of India

e-Filing Acknowledgement Number / Quarterly Statement Receipt Number
949333270190122

Date of e-Filing
19-Jan-2022

Name	:	B S ABDUR RAHMAN CRESCENT INSTITUTE OF SCIENCE AND TECHNOLOGY
PAN/TAN	:	AABTB5026G
Address	:	NO 4,CHENNAI,ROOMAS ROAD,Tamil Nadu,INDIA,600045
Form No.	:	Form 10B
Form Description	:	Audit report under section 12A(1)(b) of the Income-tax Act, 1961, in the case of charitable or religious trusts or institutions
Assessment Year	:	2021-22
Financial Year	:	-
Quarter	:	-
Filing Type	:	Original
Capacity	:	Chartered Accountant
Verified By	:	AAEPK9169N

(This is a computer generated Acknowledgement Receipt and needs no signature)

FORM NO. 10B [See rule 17B]

Audit report under section 12A(b) of the Income-tax Act, 1961, in the case of charitable or religious trusts or institutions

Acknowledgement Number -949333270190122



e-Filing Anywhere Anytime
Income Tax Department, Government of India

We have examined the balance sheet of B S ABDUR RAHMAN CRESCENT INSTITUTE OF SCIENCE AND TECHNOLOGYAABTB5026G [name of the trust or institution] as at 31st March 2021 and the Profit and loss account for the year ended on that date which are in agreement with the books of account maintained by the said Trust or institution

We have obtained all the information and explanations which to the best of our knowledge and belief were necessary for the purposes of the audit. In our opinion, proper books of account have been kept by the head office and the branches of the abovenamed Trust visited by us so far as appears from our examination of the books, and proper Returns adequate for the purposes of audit have been received from branches not visited by us, subject to the comments given below: --

In our opinion and to the best of our information, and according to information given to us, the said accounts give a true and fair view-

- (i) in the case of the balance sheet, of the state of affairs of the above named Trust as at 31st March 2021 and
- (ii) in the case of the profit and loss account, of the profit or loss of its accounting year ending on 31st March 2021

The prescribed particulars are annexed hereto.

Name	SUMITHRA RAVICHANDRAN
Membership Number	204068
Firm Registration Number	0003398S
Date of Audit Report	17-Jan-2022
Place	223.226.0.127
Date	19-Jan-2022



ANNEXURE

STATEMENT OF PARTICULARS

I. APPLICATION OF INCOME FOR CHARITABLE OR RELIGIOUS PURPOSES

1. Amount of income of the previous year applied to charitable or religious purposes in India during that year	₹ 76,93,32,489
2. Whether the Trust has exercised the option under clause (2) of the Explanation to section 11(1) ? If so, the details of the amount of income deemed to have been applied to charitable or religious purposes in India during the previous year.	No, -
3. Amount of income finally set apart for application to charitable or religious purposes, to the extent it does not exceed 15 per cent of the income derived from property held under trust wholly for such purposes.	₹ 0
4. Amount of income eligible for exemption under section 11(1)(c) (Give details)	No

Sl. No.	Details	Amount
No Records Added		

5.	Amount of income, in addition to the amount referred to in item 3 above, accumulated or set apart for specified purposes under section 11(2)	₹ 0
6.	Whether the amount of income mentioned in item 5 above has been invested or deposited in the manner laid down in section 11(2)(b) ? If so, the details thereof	Not Applicable, -
7.	Whether any part of the income in respect of which an option was exercised under clause (2) of the Explanation to section 11(1) in any earlier year is deemed to be income of the previous year under section 11(1B) ? If so, the details thereof	Not Applicable, -
8.	Whether, during the previous year, any part of income accumulated or set apart for specified purposes under section 11(2) in any earlier year-	
	(a) has been applied for purposes other than charitable or religious purposes or has ceased to be accumulated or set apart for application thereto, or	Not Applicable, -
	(b) has ceased to remain invested in any security referred to in section 11(2)(b)(i) or deposited in any account referred to in section 11(2)(b)(ii) or section 11(2)(b)(iii), or	Not Applicable, -
	(c) has not been utilised for purposes for which it was accumulated or set apart during the period for which it was to be accumulated or set apart, or in the year immediately following the expiry thereof? If so, the details thereof	Not Applicable, -

II. APPLICATION OR USE OF INCOME OR PROPERTY FOR THE BENEFIT OF PERSONS REFERRED TO IN SECTION 13(3)

1.	Whether any part of the income or property of the Trust was lent, or continues to be lent, in the previous year to any person referred to in section 13(3) (hereinafter referred to in this Annexure as such person)? If so, give details of the amount, rate of interest charged and the nature of security, if any	No
----	--	----

Sl. No.	Amount	Rate of interest charged (%)	Nature of security, if any.	Remarks
No Records Added				

2.	Whether any land, building or other property of the Trust was made, or continued to be made, available for the use of any such person during the previous year? If so, give details of the property and the amount of rent or compensation charged, if any	No
----	--	----

Sl. No.	Details of property	Amount of rent or compensation charged
No Records Added		

3. Whether any payment was made to any such person during the previous year by way of salary, allowance or otherwise? If so, give details No

Sl. No.	Detail	Amount
No Records Added		

4. Whether the services of the Trust were made available to any such person during the previous year? If so, give details thereof together with remuneration or compensation received, if any No

Sl. No.	Name of the Person	Amount of Remuneration/ Compensation	Remarks
No Records Added			

5. Whether any share, security or other property was purchased by or on behalf of the Trust during the previous year from any such person? If so, give details thereof together with the consideration paid No

Sl. No.	Name of the Person	Amount of Consideration paid	Remarks
No Records Added			

6. Whether any share, security or other property was sold by or on behalf of the Trust during the previous year to any such person? If so, give details thereof together with the consideration received No

Sl. No.	Name of the Person	Amount of Consideration received	Remarks
No Records Added			

7. Whether any income or property of the Trust was diverted during the previous year in favour of any such person? If so, give details thereof together with the amount of income or value of property so diverted No

Sl. No.	Name of the Person	Income or value of property diverted	Remarks
---------	--------------------	--------------------------------------	---------

Sl. No	Name of the Person	Income or value of property diverted	Remarks
No Records Added			

8. Whether the income or property of the Trust was used or applied during the previous year for the benefit of any such person in any other manner? If so, give details No

Sl. No	Name of the Person	Amount	Remarks
No Records Added			

III. INVESTMENTS HELD AT ANY TIME DURING THE PREVIOUS YEAR(S) IN CONCERNS IN WHICH PERSONS REFERRED TO IN SECTION 13(3) HAVE A SUBSTANTIAL INTEREST

Sl. No	Name of the concern	Address of the concern	Where the concern is a company	Number of Equity Shares	Number of Preferential Shares	Number of Sweat Equity Shares	Nominal value of the investment	Income from the investment	Whether the amount in col. 5 exceeded 5 per cent of the capital of the concern during the previous year
No Records Added									

Place 223.226.0.127

Date 19-Jan-2022

Acknowledgement Number - 949333270190122

This form has been digitally signed by SUMITHRA RAVICHANDRAN having PAN AABPR9443H from IP Address 223.226.0.127 on 19-Jan-2022 06:37:30 PM
 Dsc Sl No and issuer C=IN,O=Pantagon Sign Securities Pvt. Ltd.,OU=Certifying Authority

Partners:

G.N. GOPALARATHNAM, B.Sc., F.C.A., DISA
V. ANANTHARAMAN, B.Com., F.C.A.
M.V. RENGARAJAN, N.D.COM., F.C.A.
SUMITHRA RAVICHANDRAN, B.Sc., F.C.A.



V. CHANDRASEKARAN, B.Com., F.C.A.
N. SUNDAR, B.Sc., F.C.A., DISA
N.C. VIJAYKUMAR, B.Com., F.C.A., DISA
ARJUN .S, B.Com., F.C.A.

Ref :

Date :

FORM NO. 10BB

[See rule 16CC]

Audit report under section 10(23C) of the Income-tax Act, 1961, in the case of any fund or trust or institution or any university or other educational institution or any hospital or other medical institution referred to in sub-clause (iv) or sub-clause (v) or sub-clause (vi) or sub-clause (via) of section 10(23C).

- We have examined the Balance Sheet as at 31.03.2021 and the Income and Expenditure or Profit and Loss Account for the year ended on that date attached herewith of **BS ABDUR RAHMAN CRESCENT INSTITUTE OF SCIENCE AND TECHNOLOGY (PAN: AABTB5026G)**.
- (i)
- (ii) We certify that the Balance Sheet and the Income and Expenditure Account or Profit and Loss Account are in agreement with the books of account maintained by the head office at and branches.
- (iii) Subject to comments below
- (a) We have obtained all the information and explanations which to the best of our knowledge and belief were necessary for the purpose of the audit.
- (b) In our opinion, proper books of account have been kept by the head office and branches of the above-named fund, or trust, or institution or any university or other educational institution or any hospital or other medical institution so far as appears from our examination of the books of account.
- (c) In our opinion and to the best of our information and according to the information given to me/us, the said accounts read with notes thereon, if any, give a true and fair view -
- (1) In the case of the Balance Sheet, of the state of affairs of the above-named fund, or trust, or institution or any university or other educational institution or any hospital or other medical institution as at 31.03.2021 and
- (2) In the case of Income and Expenditure Account or Profit and Loss Account, surplus or deficit or profit or loss for the year ended on that date.

The prescribed particulars are annexed herewith :

Place : CHENNAI

Date : 17/01/2022.

N.C. RAJAGOPAL & CO
CHARTERED ACCOUNTANTS
FR No: 03398S

Sumithra Ravichandran
(Mrs. Sumithra Ravichandran)

PARTNER

M NO:204068

UDIN: 22204068AAAAAH3147



ANNEXURE
Statement of particulars
PART A-GENERAL

- | | |
|---|---|
| 1. Name of the found or trust or institution or any university or other educational institution or any hospital or other medical institution. | BS ABDUR RAHMAN CRESCENT
INSTITUTE OF SCIENCE AND
TECHNOLOGY |
| 2. Address | NO. 4 MOORES ROAD,
CHENNAI – 600 006 |
| 3. Permanent Account Number | (PAN: AABTB5026G) |
| 4. Assessment Year | 2021 – 2022 |
| 5. Sub-clause of section 10(23C) under which the fond or trust or institution or any university or other educational institution or any hospital or other medical institution is seeking exemption. | Sec 10 (23C) (vi) Educational |
| 6. Number and date of notification/approval of the fond or trust or institution or any university or other educational institution or any hospital or other medical institution. | CCIT – 3/10 (23C) (vi) / 2015 - 16 |

**PART B - APPLICATION OF INCOME FOR CHARITABLE OR RELIGIOUS OR
EDUCATIONAL OR PHILANTHROPIC PURPOSES**

- | | |
|---|---------------------------|
| 7. Nature of charitable/religious/educational/philanthropic activity [as referred to in sub-clauses (iv),(v),(vi) or (via) of section 10(23C)] | 10 (23C) (vi) Educational |
| 8. Total income of the previous year of the fund or trust or institution or any university or other educational institution or any hospital or other medical institution | Rs. 67,76,82,282 /- |
| 9. Amount of income of the previous year applied during the year wholly and exclusively to the objects for which it is established | Rs. 76,93,32,489/- |
| 10. Amount of income of the previous year accumulated for application, wholly and exclusively, to the objects for which it is established, to the extent it does not exceed 15% of income of that year. | Rs.Nil |



11. Amount of income, exceeding 15% of income of the year, accumulated in accordance with clause (a) of the third proviso to section 10(23C). Nil
12. (a) Whether, during the previous year, any part of the income, not exceeding 15% of income accumulated in any earlier year, was applied for purposes other than to the objects for which it is established or has ceased to be accumulated for application thereto? Nil
- (b) If the answer to (a) above is 'yes', then give details of income so applied or ceased to be so accumulated Not Applicable
13. (a) Whether, during the previous year, any part of the income of any earlier year exceeding 15% of the income, that was accumulated in accordance with clause (a) of the third proviso to section 10(23C) in that year, was applied for purposes other than to the objects for which it is established or has ceased to be accumulated for application thereto? No
- (b) If the answer to (a) above is 'yes', then give details of income so applied or ceased to be so accumulated Not Applicable
14. (a) Whether, during the previous year, any part of the income of any earlier year exceeding 15% of the income, that was accumulated in accordance with clause (a) of the third proviso to section 10(23C) in that year, was not utilised for purposes for which it was accumulated during the period for which it was to be accumulated? Nil
- (b) If the answer to (a) above is 'yes', then give details thereof, together with amount of income not so utilised. Not Applicable



PART C- OTHER INFORMATION

15. (a) Whether any funds, other than the assets or voluntary contributions referred to in clause (b) of the third proviso to section 10(23C), were invested or deposited for any period during the previous year, otherwise than in the forms and modes specified in sub-section (5) of section 11.

No

(b) If the answer to (a) above is 'yes', then give details as under:

Sl.No.	Nature of investment or deposit	Amount invested or deposited	Period of investment or t deposit
		Nil	

16. In relation to any income being profits and gains of business:-

(a) whether the business was incidental to the attainment of the objectives of the fund or trust or institution or university or other educational institution or hospital or other medical institution?

Not Applicable

(b) whether separate books of account were maintained in respect of such business?

(c) if the answer to (a) and/or (b) above is 'no', then state the amount of such income.

17. (a) whether during the previous year, any part of the accumulated income was paid or credited to any trust or institution registered under section 12AA or to any fund or trust or institution or any university or other educational institution or any hospital or other medical institution referred to in sub-clause (iv) or sub-clause (v) or sub-clause (vi) or sub-clause (via) of clause (23C) of section 10?

Nil

(b) if the answer to (a) above is 'yes', then give details thereof, together with the amount of income so paid or credited.

18. (a) whether any voluntary contribution, other than voluntary contribution in cash or voluntary contribution of the nature referred to in clause (b) of the third proviso to section 10(23C), was held during the previous year, otherwise than in any of the forms or modes

Nil



specified in sub-section (5) of section 11, after the expiry of one year from the end of the previous year in which such voluntary contribution was received?

(b) if the answer to (a) above is 'yes', then give details thereof, including the amount of such voluntary contribution.

19. (a) whether any anonymous donation referred to in section 115 BBC was received during the year? (See notes 2 &3)

Nil

(b) if the answer to (a) above is 'yes', then state the amount of such anonymous donation.

Place : CHENNAI
Date : 17/01/2022.

N.C. RAJAGOPAL & CO
CHARTERED ACCOUNTANTS
FR No: 003398S



(Mrs.Sumithra Ravichandran)
PARTNER
M NO:204068

UDIN: 22204068AAAAAH3147

Acknowledgement Receipt of Income Tax Forms (Other Than Income Tax Return)



e-Filing *Anywhere Anytime*
Income Tax Department, Government of India

e-Filing Acknowledgement Number / Quarterly Statement Receipt Number
949335760190122

Date of e-Filing
19-Jan-2022

Name	:	B S ABDUR RAHMAN CRESCENT INSTITUTE OF SCIENCE AND TECHNOLOGY
PAN/TAN	:	AABTB5026G
Address	:	NO 4,CHENNAI,ROOMAS ROAD,29,91,600045
Form No.	:	Form 10BB
Form Description	:	Audit report under section 10(23C) of the Income-tax Act, 1961, in the case of any fund or trust or institution or any university or other educational institution or any hospital or other medical institution referred to in sub-clause (iv) or sub-clause (v) or sub-clause (vi) or sub-clause (via) of section 10(23C)
Assessment Year	:	2021-22
Financial Year	:	-
Quarter	:	-
Filing Type	:	Original
Capacity	:	Chartered Accountant
Verified By	:	AAEPK9169N

(This is a computer generated Acknowledgement Receipt and needs no signature)

FORM NO. 10BB [See rule 16CC]



e-Filing Anywhere Anytime
Income Tax Department, Government of India

Audit report under section 10(23C) of the Income-tax Act, 1961, in the case of any fund or trust or institution or any university or other educational institution or any hospital or other medical institution referred to in sub-clause (iv) or sub-clause (v) or sub-clause (vi) or sub-clause (via) of section 10(23C).

Acknowledgement Number -949335760190122

(i) We have examined the Balance Sheet as at 31 March 2021 and the Income and Expenditure or Profit and Loss Account for the year ended on that date attached herewith of B S ABDUR RAHMAN CRESCENT INSTITUTE OF SCIENCE AND TECHNOLOGY and AABTB5026G (Name and PAN of fund or trust or institution or any university or other educational institution or any hospital or other medical institution).

(ii) We certify that the Balance Sheet and the Income and Expenditure Account or Profit and Loss Account are in agreement with the books of account maintained by the head office at NO.4 MOORES ROAD, CHENNAI-600006 and branches.

(iii) Subject to comments below

(a) We have obtained all the information and explanations which to the best of our knowledge and belief were necessary for the purpose of the audit.

(b) In our opinion, proper books of account have been kept by the head office and branches of the above-named fund, or trust, or institution or any university or other educational institution or any hospital or other medical institution so far as appears from our examination of the books of account.

(c) In our opinion and to the best of our information and according to the information given to us, the said accounts read with notes thereon, if any, give a true and fair view—

(1) In the case of the Balance Sheet, of the state of affairs of the above-named fund, or trust, or institution or any university or other educational institution or any hospital or other medical institution as at 31 March 2021 and

(2) In the case of Income and Expenditure Account or Profit and Loss Account, surplus or deficit or profit or loss for the year ended on that date.

The prescribed particulars are annexed herewith :

Place	223.226.0.127
Date	19-Jan-2022
Name	SUMITHRA RAVICHANDRAN
Membership No.	204068
Firm Registration Number	0003398S
Date of Audit Report	17-Jan-2022
Address	vandalur estate, Tambaram H.O, Tambaram, KANCHIPURAM, 600045, Tamil Nadu, INDIA

ANNEXURE
Statement of particulars
PART A- GENERAL

1. Name of the fund or trust or institution or any university or other educational institution or any hospital or other medical institution.	B S ABDUR RAHMAN CRESCENT INSTITUTE OF SCIENCE AND TECHNOLOGY
2. Address	no 4, moores road, NUNGAMBAKKAM, Greams Road S.O, CHENNAI, Tamil Nadu, India - 600006
3. Permanent Account Number	AABTB5026G
4. Assessment year	2021-22
5. Sub-clause of section 10(23C) under which the fund or trust or institution or any university or other educational institution or any hospital or other medical institution is seeking exemption.	(vi)
6. Number and date of notification/approval of the fund or trust or institution or any university or other educational institution or any hospital or other medical institution.	CCIT-3/10(23C)(vi)/2015-16, 23-Sep-2015

PART B- Application of income for charitable or religious or educational or philanthropic purposes

7. Nature of charitable/ religious/ educational/ philanthropic activity [as referred to in subclauses (iv),(v),(vi) or (via) of section 10(23C)]	Educational
8. Total income of the previous year of the fund or trust or institution or any university or other educational institution or any hospital or other medical institution	₹ 67,76,82,282
9. Amount of income of the previous year applied during the year wholly and exclusively to the objects for which it is established	₹ 76,93,32,489
10. Amount of income of the previous year accumulated for application, wholly and exclusively, to the objects for which it is established, to the extent it does not exceed 15% of income of that year.	₹ 0
11. Amount of income, exceeding 15% of income of the year, accumulated in accordance with clause (a) of the third provision to section 10(23C).	₹ 0
12. (a) Whether, during the previous year, any part of the income, not exceeding 15% of income accumulated in any earlier year, was applied for purposes other than to the objects for which it is established or has ceased to be accumulated for application thereto?	No
(b) If answer to (a) above is 'yes', then give details of income so	

applied or ceased to be so accumulated

13. (a) Whether, during the previous year, any part of the income of any earlier year exceeding 15% of the income, that was accumulated in accordance with clause (a) of the third proviso to section 10(23C) in that year, was applied for purposes other than to the objects for which it is established or has ceased to be accumulated for application thereto? **No**

(b) If answer to (a) above is 'yes', then give details of income so applied or ceased to be so accumulated

14. Whether, during the previous year, any part of the income of any earlier year exceeding 15% of the income, that was accumulated in accordance with clause (a) of the third proviso to section 10(23C) in that year, was not utilised for purposes for which it was accumulated during the period for which it was to be accumulated? **No**

(b) If answer to (a) above is 'yes', then give details thereof, together with amount of income not so utilised.

PART C- OTHER INFORMATION

15. (a) Whether any funds, other than the assets or voluntary contributions referred to in clause (b) of the third proviso to section 10(23C), were invested or deposited for any period during the previous year, otherwise than in the forms and modes specified in subsection (5) of section 11. **No**

(b) If the answer to (a) above is 'yes', then give details as under:

Sl. No.	Nature of Investment or Deposit	Amount Invested or Deposit	Period of Investment or Deposit
No Records Added			

16. In relation to any income being profits and gains of business, -

(a) whether the business was incidental to the attainment of the objectives of the fund or trust or institution or university or other educational institution or hospital or other medical institution? **NA**

(b) whether separate books of account were maintained in respect of such business? **NA**

(c) if the answer to (a) and/or (b) above is 'no', then state the amount of such income. **-**

17. (a) whether during the previous year, any part of the accumulated income was paid or credited to any trust or institution registered under section 12AA or to any fund or trust or institution or any university or other educational institution or any hospital or other medical institution referred to in sub-clause (iv) or sub-clause (v) or sub-clause (vi) or sub-clause (via) of clause (23C) of section 10? **No**

	(b) If answer to (a) above is 'yes', then give details thereof, together with the amount of income so paid or credited	
18	(a) whether any voluntary contribution, other than voluntary contribution in cash or voluntary contribution of the nature referred to in clause (b) of the third proviso to section 10(23C), was held during the previous year, otherwise than in any of the forms or modes specified in sub-section (5) of section 11, after the expiry of one year from the end of the previous year in which such voluntary contribution was received?	No
	(b) If answer to (a) above is 'yes', then give details thereof, including the amount of such voluntary contribution	
19	(a) whether any anonymous donation referred to in section 115 BBC was received during the year?	No
	(b) If answer to (a) above is 'yes', then state the amount of such anonymous donation	-

Place

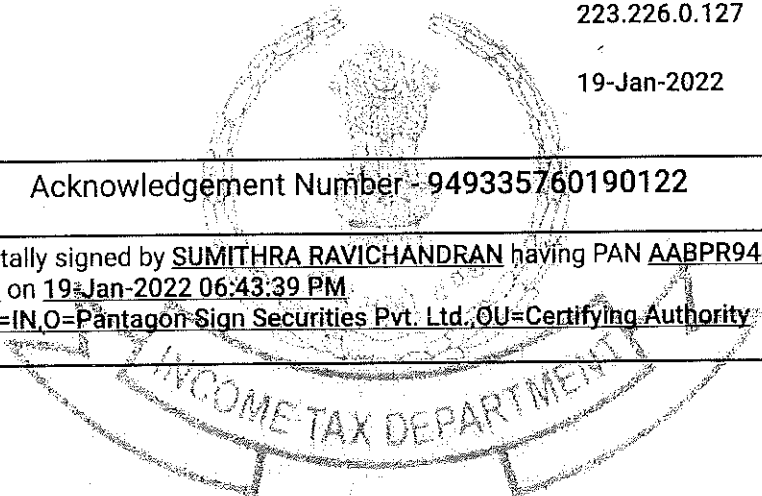
223.226.0.127

Date

19-Jan-2022

Acknowledgement Number - 949335760190122

This form has been digitally signed by SUMITHRA RAVICHANDRAN having PAN AABPR9443H from IP Address 223.226.0.127 on 19-Jan-2022 06:43:39 PM
Dsc SI No and issuer, C=IN,O=Pantagon-Sign Securities Pvt. Ltd.,OU=Certifying Authority



B.S.ABDUR RAHMAN INSTITUTE OF SCIENCE & TECHNOLOGY,VANDALUR
SEETHAKATHI ESTATE, VANDALUR, CHENNAI - 600 048
ASSESSMENT YEAR 2021-22

STATEMENT SHOWING RECEIPTS AND APPLICATIONS OF FUNDS FOR THE YEAR ENDED 31.03.2021

Particulars	Amount	Amount
Total Income as per the Income and Expenditure Account		67,76,82,282
Total Expenditure as per the Income and Expenditure Account	85,33,98,840	
Add: Additions to Fixed Assets		
Amount applied towards purchase of Fixed Assets excluding Assets purchased out of Loan amount	4,00,12,510	
Add: Amount applied towards Repayment of Loan towards Fixed asset purchase	92,98,938	
Less: WDV of fixed assets sold	5,43,865	
Less: Depreciation	13,28,33,934	76,93,32,489
Add: Disallowance u/s 40(A)(3)	-	-
Excess of Expenditure over Income		(9,16,50,207)
85% of income(i.e, Rs.67,76,82,282x85%)	57,60,29,940	
Less:- Expenditure	76,93,32,489	
Excess Spent	(19,33,02,549)	-
Tax Particulars	Amount	
Tax on the above Income	NIL	
Less: TDS Receivable	1,16,097	
Refund due	1,16,097	

Note:

- The Trust has Spent more than 85% of the income as per the provisions of Section 11 of the Income Tax Act. The trust is exempt u/s 10(23C)(vi) of Income Tax Act, 1961.
- Short Fall of Rs.6,50,21,663 of A.Y.2020-2021 is adjusted against excess spent of A.Y.2021-22 of Rs.9,16,50,207 as per clause(a) of third proviso to Section 10(23C).

For N.C. RAJAGOPAL & CO
 CHARTERED ACCOUNTANTS
 No.22, Krishnaswamy avenue, Mylapore,
 Chennai - 600 004.
 FR No: 03398S

Sumithra
 (Mrs.Sumithra Ravichandran)
 PARTNER
 M NO:204068



B.S.Abdur Rahman Institute of Science & Technology
Seethakathi Estate , Vandalur, Chennai - 600 048

Assesment Year 2021-22
Consolidated Balance sheet at 31.03.2021

	Particulars	Sch No	Amount (Rs.)	Amount (Rs.)
I.	Sources of Fund:			
1	General fund	I		85,02,54,953
2	Loans & Advances	II		7,13,78,685
3	Endowment Fund	III		5,45,000
	Total			92,21,78,638
II	Application of Funds			
	Fixed Assets			
	Gross Block		1,09,70,95,517	
	Add: Additions		4,00,12,510	
	Less: Deletions		(5,43,865)	
	Less: Depreciation	IV	(13,28,33,934)	
	Net Block			1,00,37,30,228
	Current Assets	V	(3,79,66,935)	
	Less: Current Liabilities	VI	4,35,84,655	
	Net Current Assets			(8,15,51,589)
	Total			92,21,78,638

For N.C. RAJAGOPAL & CO
CHARTERED ACCOUNTANTS

Chennai - 600 004.

FR No: 03398S

For B.S. ABDUR RAHMAN CRESCENT
INSTITUTE OF SCIENCE AND TECHNOLOGY

(Signature)
Member

(Signature)
(Mrs. Sumithra Ravichandran)

PARTNER

M NO:204068



B.S.Abdur Rahman Institute of Science & Technology
Seethakathi Estate , Vandalur, Chennai - 600 048

Assesment Year 2021-22
Consolidated Income & Expenditure account for the year ending 31.03.2021

Particulars	Sch No	Amount	Amount
I Income	VII	67,76,82,282	
Total			67,76,82,282
II Expenditure			
Administration Overheads	VIII	23,89,60,122	
Salary Expenses	X	44,56,01,648	
Bank Charges	IX	3,60,03,136	
Depreciation	IV	13,28,33,934	85,33,98,840
Excess of Expenditure over Income			(17,57,16,558)
Total			67,76,82,282

For N.C. RAJAGOPAL & CO
CHARTERED ACCOUNTANTS
Chennai - 600 004.
FR No: 033985

For B.S. ABDUR RAHMAN CRESCENT
INSTITUTE OF SCIENCE AND TECHNOLOGY

(Handwritten Signature)
Member

(Handwritten Signature)
(Mrs.Sumithra Ravichandran)
PARTNER
M NO:204068



+

Consolidated Schedules Balance Sheet at 31.03.2021


Particulars	BSA Society	BSA University	KBA Men's Hostel	TBAK Ladies Hostel	Canteen	Total
Schedule I						
General Fund						
Opening Balance	6,35,35,460	62,19,70,419	27,92,69,510	6,11,96,123	-	1,02,59,71,511
Add/ (Less):-						
Donation		-				-
Corpus Fund		-				-
Excess/ (Deficit) of Income over Expenditure	5,49,95,958	-17,67,85,474	(4,47,58,813)	(90,98,138)	(70,091)	-17,57,16,558
Closing Balance	11,85,31,418	44,51,84,945	23,45,10,697	5,20,97,985	(70,091)	85,02,54,953
Schedule II						
Loans & Advances						
Caution Deposit	-		69,60,000	16,51,909	-	86,11,909
Bank Loan	-	6,27,66,776				6,27,66,776
Closing Balance	-	6,27,66,776	69,60,000	16,51,909	-	7,13,78,685
Schedule III						
Endowment Fund						
Indian Cultural Research Trust		5,45,000				5,45,000
Add: Interest		-				-
Closing Balance		5,45,000	-			5,45,000
Schedule IV						
Fixed Assets						
Opening Balance	2,25,578	96,90,43,533	11,12,52,990	1,65,73,416	-	1,09,70,95,517
Add: Additions		3,91,11,818	2,28,806	46,041	6,25,845	4,00,12,510
Less: Deletions	2,25,578	3,18,287	-	-	-	5,43,865
Less: Depreciation		11,83,26,143	1,21,41,276	23,19,500	47,014	13,28,33,934
Closing Balance	-	88,95,10,921	9,93,40,520	1,42,99,957	5,78,831	1,00,37,30,228




Particulars	BSA Society	BSA University	KBA Men's Hostel	TBAK Ladies Hostel	Canteen	Total
Schedule V						
Current Assets						
Branch Balances						
B.S Abdur Rahman university	11,83,09,944	(5,16,31,012)	13,06,02,983	5,16,31,012	(1,66,467)	30,03,77,471
TBAK Ladies Hostel		(13,06,02,985)	1,71,31,692	(1,71,31,692)		(3,44,99,320)
KBA Mens Hostel		(11,83,09,944)				(14,77,34,677)
B.S Abdur Rahman Science and Technology		1,66,467				(11,83,09,944)
Crescent Canteen			14,77,34,675	3,44,99,320	(1,66,467)	1,66,467
Total	11,83,09,944	(30,03,77,473)	14,77,34,675	3,44,99,320	(1,66,467)	-2
Related Division Balances						
All India Islamic Foundation		(5,49,61,805)	2,34,008			(5,47,27,798)
Crescent General Stores		22,24,704				22,24,704
Crescent School		(5,27,37,101)	2,34,008			(5,25,03,094)
Total						
Cash & Bank Balances						
Cash-in-hand		2,06,564	15,000	3,268	83,762	3,08,594
Bank Balances	2,21,474	(20,02,19,785)	82,43,126	75,68,946	11,45,399	(18,30,40,840)
Total	2,21,474	-20,00,13,221	82,58,126	75,72,214	12,29,161	-18,27,32,246
Deposits						
Fixed Deposits		10,47,08,271	74,40,000			11,21,48,271
Other Deposits		38,13,033	41,07,960	1,00,934		80,21,927
Total		10,85,21,304	1,15,47,960	1,00,934		12,01,70,198
Loans & Advances(Assets)						
Estate Office Staff Salary Advance		2,76,876				2,76,876
Income Tax Paid		1,47,11,350				1,47,11,350
Festival Advance		2,89,313				2,89,313
Advance Vehicle			65,000			65,000
Salary Advance		1,52,77,539	65,000			1,53,42,539
Total						
Inventory					1,71,480	



Particulars	BSA Society	BSA University	KBA Men's Hostel	TBAK Ladies Hostel	Canteen	Total
Receivables						
Sundry Debtors					3,00,042	3,00,042
Dept Advance		4,64,601				4,64,601
Advance Paid to Fernhill Decors		-				-
Akai Foundation P Limited		(42,05,467)				(42,05,467)
Arbutus Consultant P Ltd		14,158				14,158
Bulk Sms Security Deposit		10,000				10,000
C S B Hostel Fees Receivable 16-17		1,83,000				1,83,000
C S B Tuition Fees Receivable 16-17		5,25,000				5,25,000
Dept Estate Office		1,15,000				1,15,000
Kankyo Clean Tech India P Ltd		38,173				38,173
Kolapakkam Staff Qtrs Advance		1,38,000				1,38,000
Labour Shed (Construction) Security Deposit		6,00,000				6,00,000
Nallambakkam Staff Qtrs Security Deposit		60,000				60,000
Non Teach Staff Salary Advance		3,750				3,750
RELLANCE INFRA LIMITED		4,500				4,500
Reliance Jio Infotech P Ltd (Security Deposit)		-5,00,000				-5,00,000
RENTAL ADVANCE FOR C B S T O S K TRUST		1,44,00,000				1,44,00,000
Sbp Infrastructure						-
SEETHAKATHI ESTATE PF PAYABLE		26,453				26,453
TCS RECEIVABLE		4,74,064				4,74,064
Tds Receivable A/c		9,24,514				9,24,514
TDS SHORTAGE AND EXCESS		-4,924				-4,924
TNEB Accrued Intrest Receivable		8,59,180				8,59,180
Tuition Fees Receivable 16-17		37,73,900				37,73,900
Tuition Fees Receivable 17-18		1,12,97,000				1,12,97,000
Tuition Fees Receivable 18-19		76,34,903				76,34,903
Tuition Fees Receivable 2013-14		13,51,500				13,51,500
Tuition Fees Receivable 2015-16		4,84,768				4,84,768
Tuition Fees Receivable 2019-20		2,31,99,394				2,31,99,394
Tuition Fees Receivable A/c		39,000				39,000
Tuition Fees Receivable A/c 14-15		13,53,000				13,53,000
Institution of Engineers India						-
Staff Voluntary Contribution for Medical Expenses		-3,69,350				-3,69,350
BBC Staff			2,247			2,247
College Staff			6,89,033			6,89,033




Particulars	BSA Society	BSA University	KBA Men's Hostel	TBAK Ladies Hostel	Canteen	Total
ECCI Staff			79,905			79,905
ETA-A/C			92,819			92,819
Hostel day 2018-19			-			-
Mess Fees Receivable 2012-2014				(47,43,362)		(47,43,362)
STAFF				2,22,362		2,22,362
Advance To Sakinah Event 19-20				6,000		6,000
Building Advance - Bsau - Lh				10,38,055		10,38,055
Civil & Garden Work Advance				10,00,000		10,00,000
Jacquiline Nurse				2,975		2,975
Mess Fees Transfer to Receivable A/c				(3)		(3)
TOTAL		6,28,94,117	8,64,004	(24,73,973)	4,71,522	6,17,55,670
Grand Total	11,85,31,418	-36,64,34,837	16,87,03,773	3,96,98,494	15,34,216	-3,79,66,935
Schedule VI						
Current Liabilities						
Projects						
Amrita Roy Project (life Science Dept)		45,509				45,509
Ashah Jhonsi (Second Project) Chem Dept		2,193				2,193
Ashok Kumar Pandurangan Project A/c		9,213				9,213
Basheer Ahamed Phy Dept Project		1,69,917				1,69,917
Bommanaboma Anil Kumar Project		1,30,200				1,30,200
Dr. Easwaramoorthy Project		1,26,431				1,26,431
Gajalakshmi (Civil) Project		-197				-197
Haji Sheik Mohamed Civil Pdpet Project		4,74,928				4,74,928
Hemalatha Life Science Dept Project		11,92,060				11,92,060
Kadiresh Project		13,683				13,683
Karthukeyan Project (Chemistry Dept)		1,706				1,706
Karthukeyan Project (Ii Project) Chemistry Dept		25,518				25,518
Karthukeyan Ramalingam Second Project		19,024				19,024
Karthukeyan Ramalingam Third Project		4,63,500				4,63,500
Karunanithi Project (Aero Dept)		6,611				6,611
Komalavalli (Phy) Project		2,094				2,094
Mahasampath Gowri Project		1,651				1,651
Mohamed Aashique (SRE) Project		86,800				86,800
Mrs. Bagavathy (Chemii) Project		2,254				2,254
Nano Project		(2,58,923)				(2,58,923)



Particulars	BSA Society	BSA University	KBA Men's Hostel	TBAK Ladies Hostel	Canteen	Total
NESAR AHAMED PROJECT (LIFE SCIENCE DEPT)		17,627				17,627
Prakash Natarajan It Dept Project		-1,292				-1,292
PROF. Abdul Kader (Poly Dept)		2,08,882				2,08,882
Prof Amanulla Sir Project		1,610				1,610
Prof Rajendran Mech Dept Project		633				633
Raja Mohamed Project (Phy Dept)		534				534
Ranjani (Scientific Assitant) Life Scien Project		7,65,908				7,65,908
Roopa Project (Civil Dept)		84,911				84,911
Revathy Civil Dept Second Project		59,803				59,803
Sai Harini Chemistry Project		3,57,130				3,57,130
Shazia Jamal Project		9				9
Shivashanmugavalli (Ece Dept) Project		25,846				25,846
Shriram Project(Tamil Virutual Academy)		1,80,600				1,80,600
Sindhu Bala - Doctoral Fellowship Scheme		(967)				-967
Soumen Bera II Project		1				1
Syed Mohamed Project Cse Dept		1,36,119				1,36,119
Thirumalai Project (Phy Dept)		235				235
Vajiravel Murugesan Project		1				1
Vasantha Kumari Project (NRB) 332 MAT		18,317				18,317
Vasanthi Padmanaban(Civil Dept)Project		8,00,000				8,00,000
Vijayjayanthi Project (Phy Dept 0		1,35,483				1,35,483
Total		53,05,560	-			53,05,560
Sundry Creditors						
Sundry Creditors		92,73,802	2,65,26,581	2,48,558	21,83,138	3,82,32,079
Total		92,73,802	2,65,26,581	2,48,558	21,83,138	3,82,32,079
Employee Benefits Payable				1		1
Statutory Due Payables			47,015			47,015
Total			47,015			47,015
Grand Total		1,45,79,363	2,65,73,596	2,48,558	21,83,138	4,35,84,655
Schedule VII						
Income	5,52,21,536	59,57,23,672	1,53,55,447	55,20,593	58,61,034	67,76,82,282
Total	5,52,21,536	59,57,23,672	1,53,55,447	55,20,593	58,61,034	67,76,82,282



Particulars	BSA Society	BSA University	KBA Men's Hostel	TBAK Ladies Hostel	Canteen	Total
<u>Schedule VIII</u>						
Administration Overheads	2,25,578	18,88,23,670	3,48,67,849	91,58,914	58,84,111	23,89,60,122
	2,25,578	18,88,23,670	3,48,67,849	91,58,914	58,84,111	23,89,60,122
<u>Schedule IX</u>						
<u>Finance Cost</u>						
Bank Charges	-	1,07,447	1,325	-	-	1,08,772
Bank Interest paid	-	3,58,94,364	-	-	-	3,58,94,364
	-	3,60,01,811	1,325	-	-	3,60,03,136
<u>Schedule X</u>						
<u>Employees Cost</u>						
Salary Expenses	-	42,99,57,522	1,31,03,809	31,40,317	-	44,56,01,648
	-	42,99,57,522	1,31,03,809	31,40,317	-	44,56,01,648
Depreciation		11,83,26,143	1,21,41,276	23,19,500	47,014	13,28,33,934
	-	11,83,26,143	1,21,41,276	23,19,500	47,014	13,28,33,934
Total	2,25,578	77,25,09,146	6,01,14,259	1,46,18,731	59,31,125	85,33,98,840



B.S.Abdur Rahman Crescent Institute of Science and Technology (Society)
Seethakathi Estate, GST Road, Vadalur, Chennai-600 048

Assessment Year 2021 - 2022

Balance Sheet as on 31.03.2021

Particulars	Sch.No.	As At	
		31st March 2021	31st March 2020
SOURCES OF FUNDS			
Capital Fund	1	11,85,31,418	6,35,35,460
Current Liabilities & Provisions	-		
TOTAL		11,85,31,418	6,35,35,460
APPLICATION OF FUNDS			
Fixed Assets	4		
Gross Block		-	2,65,386
Add: Additions		-	
Less: Deletions		-	
Less: Loss on sale of Fixed Asset			
Less: Depreciation		-	39,808
Current Assets	2	11,85,31,418	6,33,09,882
TOTAL		11,85,31,418	6,35,35,460

For N.C. RAJAGOPAL & CO
CHARTERED ACCOUNTANTS

No.22, Krishnaswamy avenue, Mylapore,
Chennai - 600 004.


FR No: 03398S

For B.S. ABDUR RAHMAN CRESCENT
INSTITUTE OF SCIENCE AND TECHNOLOGY

Place : Chennai
Date : 17/01/2022

Whahnt
Member

Sumithra Ravichandran
(Mrs. Sumithra Ravichandran)
PARTNER
M NO:204068



B.S.Abdur Rahman Crescent Institute of Science and Technology (Society)
Seethakathi Estate, GST Road, Vadalur, Chennai-600 048

Assessment Year 2021 - 2022

Income & Expenditure A/C For The Year Ended 31.03.2021

Particulars	Sch.No.	Year Ended 31st March 2021	Year Ended 31st March 2020
INCOME			
Bank Interest	3	4,072	3,963
Fixed Deposit Intrest		5,51,17,464	
Income from sale of car		1,00,000	
TOTAL	(A)	5,52,21,536	3,963
EXPENDITURE			
WDV of asset sold		2,25,578	
Depreciation	4		39,808
TOTAL	(B)	2,25,578	39,808
Excess of Income Over Expenditure	(A-B)	5,49,95,958	-35,845
TOTAL		5,52,21,536	3,963

Place : Chennai
 Date : 17/01/2022

**For B.S. ABDUR RAHMAN CRESCENT
 INSTITUTE OF SCIENCE AND TECHNOLOGY**

Whahil
 Member

For N.C. RAJAGOPAL & CO
 CHARTERED ACCOUNTANTS
 Chennai - 600 004.
 FR No: 033985


Sumithra Ravichandran
 (Mrs. Sumithra Ravichandran) BII
 PARTNER
 600,004
 M NO: 204068

B.S.Abdur Rahman Crescent Institute of Science and Technology (Society)
Seethakathi Estate, GST Road, Vadalur, Chennai-600 048

Assessment Year 2021 - 2022

Schedules Forming Part of Balance Sheet & Income and Expenditure as on 31.03.2021

Particulars	Amount (In Rs.)	Amount (In Rs.)	Amount (in Rs.)	Amount (in Rs.)
Schedule- 1 : General Fund				
Opening Balance	6,35,35,460		6,35,71,305	
Add/(less):-				
Corpus fund				
Excess/ (Deficit) Of income over expenditure	5,49,95,958		(35,845)	
Closing Balance		11,85,31,418		6,35,35,460
Total		11,85,31,418		6,35,35,460
Schedule- 2 : Current Assets				
Branch Balances				
B.S. Abdurrahman University A/c		11,83,09,944		1,31,92,480
Cash & Bank Balances				
Indian Overseas Bank 12699		2,21,474		1,17,402
Deposits				
Fixed Deposit All				5,00,00,000
Total		11,85,31,418		6,33,09,882
Schedule - 3 : Income				
Bank Interest		4,072		3,963
Fixed Deposit Intrest		5,51,17,464		
Total		5,51,21,536		3,963



B.S.Abdur Rahman Crescent Institute of Science & Technology
Seethakathi Estate , Vandalur, Chennai - 600 048

Assesment Year 2021-2022
Balance sheet as on 31.03.2021

Particulars		Sch No	Amount(Rs.)	Amount(Rs.)
I.	Sources of Fund:			
1	General fund	I	44,51,84,945	
2	Loans & Advances	II	6,27,66,776	
3	Endowment fund	III	5,45,000	
	Total			50,84,96,721
II	Application of Funds			
	Fixed Assets			
	Gross Block		96,90,43,533	
	Add: Additions		3,91,11,818	
	Less: Deletions		3,18,287	
	Less: Depreciation	IV	11,83,26,143	
	Net Block			88,95,10,921
	Work in progress			
	Gross Block			
	Add: Additions	IV		
	Less: Transfer to FA			
	Net Block			
	Current Assets	V	(36,64,34,837)	
	Less: Current Liabilities	VI	1,45,79,363	
	Net Current Assets			(38,10,14,200)
	Total			50,84,96,721

**For B.S.Abdur Rahman
Crescent Institute of Science
& Technology**



**(Member)
Finance Committee**

Place: Chennai
Date: 17/01/2022

**For N.C. RAJAGOPAL & CO
CHARTERED ACCOUNTANTS**

Chennai - 600 004.

FR No: 03398S


(Mrs.Sumithra Ravichandran)
PARTNER
M NO:204068



B.S.Abdur Rahman Crescent Institute of Science & Technology
Seethakathi Estate , Vandalur, Chennai - 600 048

Assessment Year 2021-2022
Income & Expenditure account for the year ending 31.03.2021

Particulars	Sch No	A.Y.2021-2022		A.Y.2020-2021	
		Amount	Amount	Amount	Amount
I Income					
Total	VII	59,57,23,672	59,57,23,672	1,00,41,27,936	1,00,41,27,936
II Expenditure					
Other Overheads	VIII				
Employee Costs		18,88,23,670		29,80,33,455	
Bank Charges		42,93,57,522		43,15,70,966	
Depreciation	IV	3,60,01,811		2,50,37,736	
Total		11,83,26,143	77,25,09,146	12,84,42,516	88,30,84,672
III Excess of Expenditure Over Income (II-I)			(17,67,85,474)		12,10,43,263

For B.S.Abdur Rahman Crescent Institute of Science & Technology


 (Member)
 Finance Committee

Place: Chennai
 Date: 17/01/2022

For N.C. RAJAGOPAL & CO

CHARTERED ACCOUNTANTS
 Chennai - 600 004.


FR No: 033985



(Mrs.Sumithra Ravichandran)
 PARTNER
 MNO:204068

B.S.Abdur Rahman Crescent Institute of Science & Technology
Seethakathi Estate , Vandaiur, Chennai - 600 048
Assesment Year 2021-2022
Schedules to Financials as on 31.03.2021

Particulars	(Amount in Rs.) A.Y.2021-2022	(Amount in Rs.) A.Y.2020-2021
Schedule I		
General Fund		
Opening Balance	62,19,70,419	50,09,27,155
Add : Donation	-	-
Add/(Less):-	62,19,70,419	50,09,27,155
Corpus Fund	-	-
Excess of Income over Expenditure	(17,67,85,474)	12,10,43,263
Closing Balance	44,51,84,945	62,19,70,418
Grand Total	44,51,84,945	62,19,70,418
Schedule II		
Loans (Liability)		
Bank Loan	-	-
Benz Vehcile Loan (Hdfc Bank)	2,07,11,950	2,86,97,319
Caution Deposit	3,93,50,700	3,97,74,700
Staff Loan Recovery	-	-
Toyota Camry Hybrid Car(Bank Loan)	-	4,35,561
Vehicle Laon Amount From Job	27,04,126	35,82,134
Closing Balance	6,27,66,776	7,24,89,714
Grand Total	6,27,66,776	7,24,89,714
Schedule III		
Endowment Fund		
Indian Cultural Research trust	5,45,000	5,45,000
Grand Total	5,45,000	5,45,000
Schedule V		
Current Assets		
Branch Balances		
B.S. Abdur Rahman Science and Technology	(11,83,09,944)	(1,31,92,480)
Kba Mens Hostel Bsau	(13,06,02,985)	(13,53,00,764)
T B A K Womens Hostel	(5,16,31,012)	(4,36,38,443)
Crescent Canteen	1,66,467	-
Others	(5,49,61,805)	(5,49,61,805)
Allindia Islamic Foundation	22,24,704	30,74,687
Crescent General Stores	-	-
Total	(35,31,14,575)	(24,40,18,805)



Cash & Bank Balances		
Cash-in-hand	2,06,564	2,27,994
Bsa Crescent ABFC A/C 23844	-	-
B S A Crescent Cafeteria 23842	-	-
Bsa Crescent Miscellaneous A/c 23846	1,17,773	1,14,054
Indian Overseas Bank 11618	-	2,45,640
Indian Overseas Bank 15254 (Plac.Fees)	-	6,380
Indian Overseas Bank 15255 (Mem.Fees)	12,81,731	1,99,910
Indian Overseas Bank 15256 (Cau.Depo)	-	1,71,934
Indian Overseas Bank 15257(Int.Net Fee)	16,806	16,353
Indian Overseas Bank 18552 (Dr.Easwaramo. Project)	1,61,201	11,54,631
Indian Overseas Bank 19354 (Sponsered Research Proj)	-	3,156
IndianOverseas Bank 19902 (Gajalakshmi Pro	-	-
Indian Over Seas Bank 23098 (Karthikeyan Ramalingam	1,58,711	1,55,923
Indian Over Seas Bank 23261 C S B A/c	1,26,833	1,22,789
Indian Overseas Bank 23365 (Vijaya Jayanthi Project	19,024	1,12,748
Indian Over Seas Bank 23503(Karthikeyan Ramalingam	13,683	19,971
Indian Overseas Bank 25382 (Kadiresh Project Aero)	46,715	45,095
Indian Overseas Bank 6314	(22,25,16,332)	(29,34,87,450)
Indian Overseas Bank 786	17,849	222
Indian Over Seas Bank A/c 23097(Nesar Ahmed Project	-	393
Indian Overseas Bank A/c23105 (Soumen Bera Ii Proje	-	45,431
Indian Overseas Bank A/c 24624 (Amritha Roy Project	1,69,917	4,38,873
Indian Over Seas Bank A/c 25793 (Basheer Ahamed Pro	1,139	-
Indian Overseas Bank A/c 26348 (Wasima Project A/c	1,07,56,243	8,95,67,220
Indian Overseas Bank A/c 440	36,32,326	24,45,185
Indian Overseas Bank A/c No 20175 (Sponserd Projec	35,28,667	6,48,797
Indian Overseas Bank A/c No 460	-	1,89,643
Indian Overseas Bank (Bsa Univ Convvoc-15806	2,68,157	15,96,885
INDIAN OVERSEAS BANK BUS FEES A/C 19195	7,81,132	17,25,107
I O B 23831 P F M S A/C	84,911	93,942
Job A/c 26572 ROOPA PROJECT A/C	1,36,119	2,59,331
Job Account No 27007 (Syed Mohamed Cse Project A/c	9,41,806	9,11,689
I O B A/c No 20741 (Fitness Centre Fees A/c)	193	449
I O B A/c No 26538 (Asha Jhonsi 2nd Project	9,213	33,547
Job A/c No 26571 A/c Asohk Kumar Project (Life Sc	1	1
Natioan Grindlays Bank	-	12,40,728
State Bank of India A/c No 10565262618	20,191	19,582
T.M.B Ltd 096100050006096	6,208	-
Job A/c No 27630 Prakash Natarajan It Dept Project	-	-
Total	(20,00,13,221)	(19,16,73,848)
Deposits		
Fixed Deposits	10,47,08,271	94,92,886
Balsubramaniam Auto Disel Centre	1,52,351	1,52,351
Cylinder Deposit	21,400	21,400
Electricity Deposit	22,58,813	24,68,224
Endowment Deposit	10,00,000	10,00,000
Iit Membership Deposit	12,000	12,000
Petrol Deposit	2,000	2,000
Security Deposit	1,50,000	1,50,000
Telephone Deposit	53,719	53,719
Watercharges Deposit	1,62,750	2,60,750
Total	10,85,21,304	1,36,13,330



Loans & Advances(Assets)		
Estate Office Staff Salary Advance	2,76,876	6,65,426
Festival Advance	2,89,313	7,00,313
Income Tax Paid	1,47,11,350	1,47,11,350
Salary Advance -Towards Income Tax	-	8,72,249
Teaching Staff Salary Advance	-	(3,170)
Advance Vehicle	-	69,185
Total	1,52,77,539	1,70,15,353
Receivables		
Dept Advance	4,64,601	1,03,87,983
Advance Paid to Fernhill Decors	-	15,00,000
Advanc Epaid to Indograph	-	5,00,000
Advance to B B C	(42,05,467)	(42,09,967)
Akai Foundation P Limited	14,158	14,158
Arbutus Consultant P Ltd	-	1,96,167
Buharia FACILITY MANAGEMENT	-	-
BUHARI ESTATE AND COMPANY	10,000	10,000
Bulk Sms Security Deposit	1,83,000	1,83,000
C S B Hostel Fees Receivable 16-17	5,25,000	5,25,000
C S B Tuition Fees Receivable 16-17	-	-
C S B Tuition Fees Receivable 2017-18	1,15,000	1,15,000
Dept Estate Office	-	-
Dept-Sponsered Research and Consultancy	-	-
Furniture (Advance)	-	-
Home Tech Services Pvt Limited	38,172	38,173
Kankyo Clean Tech India P Ltd	1,38,000	1,38,000
Kolapakkam Staff Qtrs Advance	6,00,000	6,00,000
Labour Shed (Constrctuion)Security Deposit	60,000	60,000
Nallambakkam Staff Qtrs Security Deposit	3,750	1,78,810
Non Teach Staff Salary Advance	4,500	18,000
RELIANCE INFRA LIMITED	(5,00,000)	(5,00,000)
Reliance Jio Infotech P Ltd (Security Deposit)	1,44,00,000	1,44,00,000
RENTAL ADVANCE FOR C B S TO S K TRUST	-	-
Sbp Infrastructure	26,453	30,533
SEETHAKATHI ESTATE PF PAYABLE	4,74,064	4,69,725
TCS RECEIVABLE	9,24,514	8,09,134
Tds Receivable A/c	(4,924)	(5,973)
TDS SHORTAGE AND EXCESS	8,59,180	6,85,526
TNEB Accured Intrest Receivable	37,73,900	37,93,900
Tuition Fees Receivable 16-17	1,12,97,000	1,14,71,500
Tuition Fees Receivable 17-18	76,34,903	80,18,903
Tuition Fees Receivable 18-19	13,51,500	13,51,500
Tuition Fees Receivable 2013-14	4,84,768	4,84,768
Tuition Fees Receivable 2015-16	2,31,99,394	10,17,55,292
Tuition Fees Receivable 2019-20	39,000	39,000
Tuition Fees Receivable A/c	13,53,000	13,53,000
Tuition Fees Receivable A/c 14-15	-	1,69,200
Institution of Engineers India	(3,69,350)	-
Staff Voluntary Contribution for Medical Expenses	-	-
Total	6,28,94,116	15,45,80,332
GRAND TOTAL (Current Assets)	(36,64,34,837)	(25,04,83,638)



Schedule VI		
Sundry Creditors		
Sponser From Outsource	8,52,635	21,25,011
Arz Events and Concepts Pvt Ltd	35,525	35,525
Blue Zen Enterprises Private Limited	50,000	50,000
Cambridge BEC Exam	0	0
Ccna Course	-	2,30,000
Electro Mechanical Engineering A/c Payable	1,11,273	1,11,273
E.S.I. Employee Contribution A/c	13,893	16,541
Ladies Hostel Tds A/c (Suppliers)	8,792	-
Estate Office Staff Bank Loan Recovery	-	49,847
Ford Training Programe	-	-
FOURTH PARTNER ENERGY	-	40,000
Hot Oven Baker Rental Advance	-	-
Ibm Course Fees	-	-
Indian Cultural Research Trust	-	-
Ladies Hostel Tds A/c (Suppliers)	-	-
Men Hostel Tds A/c (Suppliers)	-	-
MESS	-	-
N L O Testing Charges	1,75,450	1,29,300
Nss Fees Payable	-	(50)
Other Deduction Estate Office	-	-
Other Income Receivable	10,500	-
Professional Tax A/c	-	-
Provident Fund Estate Office (Staff)	281	(281)
Provident Fund Non Teaching Admin Staff	2,26,452	2,59,686
Provident Fund Non Teaching Tech Staff	1,41,607	1,46,196
PROVIDENT FUND PAYABLE A/C	3,602	432
Provident Fund Teaching Staff	6,69,525	6,81,672
Raja Catering Canteen Rental Advance	-	70,000
Raja Parlour (Amul) Rental Advance	30,000	30,000
Rental Advance (Ridha Printers)	10,000	10,000
Salary Advances(with Held Salary)	12,53,787	10,25,280
Sponsered Research Project Overhead	-	1,96,997
Sri Vel Tiiffin Rental Advance	-	2,00,000
Staff Club	-	5,372
Staff Medical A/c	-	-
Staff Rental A/c	-	-
Tds Payable 440 A/c (University)	51,829	1,05,604
Tds Payable 460a/c	3,051	2,780
Tds Payable 786 A/c (University)	6,37,614	5,48,353
Tds Payable A/c	5,63,813	4,04,974
Tuition Fees 2019-20	-	-
Tuition Fees 2020-21	-	18,77,500
Tuition Fees 2021-22	6,52,180	-
Tuition Fees Payable to I Nature	26,19,400	86,66,250
Vishvaa Catering Service Rental Advance	-	40,000
Student Bank Loan Account	30	2,90,030
Total	81,21,239	1,73,48,292



Project		
Amrita Roy Project (Iife Sceince Dept)	45,510	43,876
Ashah Jhonsi (Second Project)Chem Dept	2,193	448
Ashok Kumar Pandurangan Project A/c	9,213	33,547
Basheer Ahamed Phy Dept Project	1,69,917	4,38,873
Bommanaboma Anil Kumar Project	1,30,200	1,93,600
Dr. Easwaramoorthy Project	1,26,431	1,25,978
Gajalakshmi (Civil)Project	(197)	2,959
Haji Sheik Mohamed Civil Pdpet Project	4,74,928	4,74,928
Hemalatha Life Science Dept Project	11,92,060	
Kadiresh Project	13,683	16,884
Karthikeyan Project (Chemistry Dept)	1,706	1,706
Karthikeyan Project (Ii Project) Chemistry Dept	25,518	1,50,518
Karthikeyan Ramalingam Second Project	19,024	1,12,748
Karthikeyan Ramalingam Third Project	4,63,500	-
Karunanithi Project (Aero Dept)	6,611	2,13,308
Komalavalli (Phy) Project	2,094	2,094
Mahasampath Gowri Project	1,651	1,651
Mohamed Aashique (SRF) Project	86,800	1,93,600
Mohamed Hasim Khan Project	-	1,83,600
Mohamed Khurshid Alam Khan Project	0	0
Mrs. Bagavathy (Chemi)Project	2,254	2,254
Nano Project	(2,58,923)	(2,58,923)
NESAR AHAMED PROJECT (LIFE SCIENCE DEPT)	17,627	0
Prakash Natarajan It Dept Project	(1,292)	
PROF. Abdul Kader (Poly Dept)	2,08,882	2,08,882
Prof Amanulla Sir Project	1,610	1,610
Prof Rajendran Mech Dept Project	633	633
Raja Mohamed Project (Phy Dept)	534	534
Ranjani (Scientific Assitant)Life Scien Project	7,65,908	7,00,542
Roopa Project (Civil Dept)	84,911	93,942
Revathy Civil Dept Second Project	59,803	
Sai Harini Chemistry Project	3,57,130	3,57,130
Shameem Banu Project (Phy)	-	-
Shameem Banu Second Project	-	1,44,147
Shameem Banu Thrid Poject	-	13,333
Shanmugam Project (Mangement Studies Dept)	-	3,95,090
Shazia Jamal Project	9	9
Shivashanmugavalli (Ece Dept)Project	25,846	2,75,663
Shriram Project(Tamil Virutual Academy)	1,80,600	1,80,600
Sindhu Bala -Doctoral Fellowship Scheme	(967)	1,22,567
Soumen Bera II Project	1	1
Syed Mohamed Project Cse Dept	1,36,119	2,59,331
Thirumalai Project (Phy Dept)	235	235
Vajjiravel Murugesan Project	1	1
Vasantha KumarI Project (NRB) 332 MAT	18,317	18,317
Vasanthi Padmanaban(Civil Dept)Project	8,00,000	8,00,000
Vijayajayanthi Project (Phy Dept 0	1,35,482	1,31,438
Wasima Mohammed Project		-
Total	53,05,560	56,37,655
Income Tax	11,52,563	5,68,813



GRAND TOTAL (Current Liabilities)	1,45,79,363	2,35,54,760
Schedule VII		
Income		
Donation Income		75,00,000
B.A	1,69,000	12,62,500
B.A English Hons	10,80,000	
B A L L B	34,00,000	
B.Arch	4,15,33,750	5,51,25,000
B B A	63,36,500	70,12,500
B B A (L L B)	83,26,625	1,27,50,000
B C A	1,45,80,100	2,03,87,800
B.Com	2,60,99,624	3,61,17,500
B.Com L L B	25,15,000	52,50,000
B.Design	1,22,03,875	1,24,37,500
Bio Technologies	1,97,43,500	3,27,37,500
B. Pharam	93,22,750	1,63,82,000
B Sc Biotechnologies	41,94,100	54,42,500
B S C Computer Science	55,82,000	89,05,000
B.Tech (U.G)Iii Rd Year	4,93,56,500	9,63,82,500
B.Tech (U.G) Ii Nd Year	5,07,91,750	8,91,00,000
B.Tech (U.G)Iv Th Year	5,46,53,375	12,05,63,650
M.A (P.G)	-	2,20,000
M.ARCH	3,60,000	7,50,000
Mba(P.G)	89,67,100	1,77,25,000
M.C.A. (P.G)	31,24,500	53,19,000
M.Sc (P.G)	24,86,300	38,85,000
M.Tech (P.G) Ii Nd Year	19,64,000	32,60,000
M.Tech (P.G) (Part Time)	1,01,000	20,34,000
P.Hd	83,89,500	1,09,03,800
Apollo Tyre Part Time Tuition Fees	24,72,500	29,95,000
C B S& NEFT Receipt (Tui Fees)		13,42,000
Mando Part Time Tuition Fees	90,19,000	40,06,100
P G D M Tuition Fees First Year	74,74,000	96,00,000
P G D M (CBS)	62,87,250	-
Tui Fees (Office Collection)	28,29,350	-
TUITION FEES	12,12,80,654	25,48,58,910
Other Donation Income	14,19,954	-
Indirect Incomes		
Admision Fees	4,72,55,000	4,54,21,476
Apple Ios Course Fees	-	-
Aptic Test Course Fees English Dept	-	-
Bank Intrest	4,73,899	8,62,648
BOOK STALL RENT RECEIVED	14,160	92,040
Breakage Fine	19,570	45,814
B.S.A. Exam Fees Receipts A/c	2,83,59,671	3,02,27,939
B.S. A University Campus Staff Quarters Rent	42,61,989	39,97,206
Bus Fare Collection	10,46,150	-
Bus Fees Collection	19,09,000	4,01,49,383
Canteen Rent Received	3,65,000	12,82,138
C.A. Programme Course Fees	1,35,000	-
Certificate Verification Charges	1,84,728	3,72,100
Commerce Internship Fees	1,000	-
Convocation Fees	4,59,192	12,13,431
Credit Card Bank Charges (Receipts)	92,494	-
C S B Admision Fees		-




C S B Tuition Fees		30,000
Dept Store Rent		9,49,700
Discontinued Student Fees	1,84,000	30,000
Dr.Raja Sir Muttiah Chettiar Endowment Fund Intres	30,000	93,03,720
Electricity Charges Recovery	70,39,999	1,34,270
Fine	(50)	-
Fixed Deposit Intrest	12,73,535	-
Fitness Centre Fees A/c	400	4,12,383
Green Certificate Course Fees	2,62,500	45,000
Ground Rent		5,95,450
Hall Rent	(45,000)	-
Harvard Business Course Fees (Mba Students)	-	-
Ibm Course Fees Income	45,24,500	56,27,000
JIO TELEPHONE TOWER RENT	7,08,000	3,54,000
Lab Uniform and Coat (Aero) Fees	18,975	-
Library Contingencies Receipts	60,202	2,20,522
Life Science Dept Certificate Course Fees	20,000	2,50,000
Management Share for Consultancy,Hall Rent Etc	1,08,000	3,84,130
Medical Bill Received	26,618	52,482
Mis Receipt	12,77,174	8,37,483
NISM COURSE FEES (CBS DEPT)	10,660	-
Notice Period Salary	46,537	12,121
P.Hd Admission Fees	32,000	-
Profession Programme Course Fees Received	-	15,61,256
Prof Peer Mohamed Endowment Deposit Intrest	60,000	60,000
Police Academy course (Short Term Training Programme	50,000	-
Pollution Control Room Rent	2,90,000	-
Red Hat -R H C S A Course Fees	-	-
Re Do Course Fees	16,21,250	41,16,000
Refresher Course Fees	-	2,00,000
Rent Received(Ridha Prints)	20,000	35,000
Robotic Course Fees	(1,00,668)	-
Sale of App: (Net Banking Receipts)	39,13,705	(2,000)
Sale of Application	10,38,050	46,91,970
Sale of Application (C B S)	31,758	-
Sale of Application (Credit Card)	-	-
Smart Card (Student Id Card)	3,550	59,060
Student Book and Instruments	32,760	1,01,870
Student History Card Book Fees	-	-
Student Pilot Licence Programme Fee	-	-
Sponsored Project Over Head Income	5,64,635	-
Tally Erp 9 Course Fees	-	-
Tcs Ion Charges (Receipts)	-	-
Tcs Ion Online Receipts (Charges)	1,521	-
Travel Grant From S E R B	-	-
University Readmission Fees	2,60,000	-
U S C M A Course Fees	25,000	-
Value Added Course Fees	39,100	-
Various Consultancy Receipts	3,93,000	7,54,184
Water Charges Recovery Amount	8,16,600	49,43,400
Youth Red Cross	(50)	-
Sale of Asset during the year	4,45,000	-
Total Income	59,57,23,672	1,00,41,27,936




Schedule VIII		
Expenses		
Academic Audit Fee	1,82,496	1,70,586
Academic Council Meeting Expenses	48,000	30,000
A.C. Annual Maintenance	-	9,11,434
Accreditation Expenses	28,22,087	24,70,620
Ac Maintenance	6,23,734	5,49,085
Admission Expenses	30,32,792	53,70,072
Advertisement	21,07,979	1,13,09,816
Apollo Tyre Course Remuneration	1,98,500	17,10,000
Arhitechtteaching Staff (V.F.)Consulting Remunerati	17,57,250	17,85,485
Arhitecture Council Inspection Fee	2,00,000	-
Audio System Maintenence A/c	27,000	-
Audit Fee	8,85,000	8,85,000
Auditorium Maintenance	12,76,504	13,98,386
Bank Charges	1,07,447	6,03,489
Bank Charges Exam Fees Through Online	2,03,648	-
BANK INTREST PAID	3,58,94,364	2,44,34,247
B.B.A F S Training Course Fees	21,60,000	-
B.Com (Hons) Course Training Fee	23,76,000	-
Bec Exam Expenses	4,84,505	17,24,908
Bharath Benz Vehcile Bank Loan Intrest	21,81,931	28,49,051
Board of Study Meeting Expenses	1,24,225	3,60,574
Boom Barrier Service Charges	32,594	-
Building Maintenance	91,52,055	1,78,37,795
Bulk Sms Expenses	1,69,200	6,12,420
Bycycle and Tricycle Maintenance	6,784	-
Campus Shooting Expenses	4,15,000	-
Canteen Vessels Expenses	2,60,998	-
Calibration Centre Exp	-	1,97,434
Cctv Camera Expenses	10,573	2,34,878
Chiller Maintenance	1,07,144	1,34,604
College Day and Other Function	-	11,78,072
College Maintenance	6,68,983	9,04,705
Computer Maintenance	700	7,750
Consulting Charges	4,36,305	10,12,440
Conveyance	39,234	200
Convocation Expenses	14,80,669	22,38,505
Council of Architecture Fee	-	-
Donation paid to Crescent Innovation Incubation Council	1,15,80,180	1,06,35,662
Crescent School of Busine Exp (S B C MBA PROGRAME)	75,17,366	85,95,024
Crescent School of Law Fees	10,50,000	-
Data Processing Charges A/c(Tds Filing Charges)	38,080	37,575
Dept Lab Charges	2,27,17,408	2,88,81,529
Dept Maintenance	56,96,749	27,83,957
Dth Recharges	1,900	-
Design Charges	96,846	-
Driver Bata	450	-
Donation	2,00,000	-
Electrical Inspection Fee	31,000	-
Electricity Charges	1,25,58,603	2,48,10,518
Electricity Generation (Generator) Tax	1,226	-
Estate Office Driver Bus Pass A/c	11,000	2,84,000
Faculty Trainig Programe Expenses	-	1,43,653
Fellowship Contingencies	1,00,963	77,663
Fire Extinguishers Refilling Exp	2,66,608	91,932
Flag Day Contribution Fee	-	50,000
Freight Charges	2,900	1,66,094
Generator Maintenance	1,19,180	1,68,832



		93,731
Green Certificate Training Fees		9,77,253
Green Initiative Expenses	1,68,652	1,63,632
Gst Charges Paid A/c	17,28,928	21,29,434
Hospitality	1,29,22,753	1,84,14,059
House Keeping	68,53,912	68,61,346
Ibm Course Fees Expenses	7,08,000	14,16,000
ICARE-Global Ranking and Rating Service Exp	64,900	2,76,963
I.D Card Expenses	24,21,290	23,64,643
Insurance(Vehicles)	15,84,991	12,69,282
Internet Charges Expenses	82,600	82,600
I.S.O. Audit Expenses	72,84,791	-
Law Course Inspection Fees		1,08,47,159
Library Periodicals and Journals	7,14,863	6,29,231
Lift Annual Maintenance	10,42,783	-
Lift Maintenance		-
Maini Buggy Vehicle Maintenance		23,87,900
Mando Course Remuneration		-
M. Arch and B Design Processing Fee		36,44,905
Medical Hall Expenses	5,07,609	5,47,466
Membership Fees		-
Motor Maintenance	4,41,750	2,22,655
Motor Vehile F.C Renewal Expenses	32,26,430	55,64,378
Motor Vehile Maintenance	72,58,067	2,09,44,432
Motor Vehile(Pol)		-
Nallambakkam Staff Quaters Rent Paid	1,83,311	1,66,807
New Staff Quaters Maintenance	1,22,960	-
Nism Course Remuneration	22,930	-
Nss Fees Expenses	14,721	2,97,896
Off Campus Office Electricity A/c	6,08,961	73,07,532
Off Campus Office Rent A/c	15,80,700	13,12,769
Other Expenses	16,130	76,439
Pest Control Expenses	1,00,000	-
Pharmacy Affiliation Fee		-
Plan Apporoval Charges (CMDA)	9,74,301	11,45,877
Plumbing Maintenance	1,49,881	1,03,291
Postage and Telegrams	16,40,413	21,21,309
Printing and Stationary		54,75,000
Professional Training Course Fee		15,00,000
Programme Affiliation and Inspection Fee	11,39,000	11,39,000
Property Tax	5,90,983	1,38,015
R.&D Lab Charges	11,52,220	12,41,116
Redocourse Expenses		2,10,000
Relocation Allowance	2,62,160	9,16,700
Remuneration (Earn While You Learn)	1,85,350	59,500
Remuneration Nts	5,32,500	4,22,310
Remuneration Ts	69,45,966	96,00,892
Repairs and Maintenance		6,30,046
Research Incentive Schme Expenses	6,25,430	6,12,399
Road Tax for Vechile	76,458	37,431
R.O.Water Tratement Plant Expenses	34,032	-
Sale of Application Bank Charges	758	-
Sale of Application Bank Charges (C B S)		-
Sale of Application Bank Charges (Credit Card)	11,971	-



Security Staff Salary	20,12,922	84,30,115
Seminar	8,55,888	21,30,428
Seminar Conducted	3,54,848	6,37,425
Sitting Fee	10,27,854	12,59,892
Solar Power Plant Maintenance		2,73,240
Solid Waste Management Waste Management Exp	5,90,300	19,11,428
Special Allowance	1,08,000	-
Sponsorship Fees	12,80,480	7,25,760
Sports and Games	4,09,427	14,03,428
Staff Welfare	10,20,630	15,32,910
Student Insurance Fee Paid	7,61,222	9,91,028
Tamilandu Labour Welfar Fund		-
Telephone	5,57,944	6,78,979
Telephone Maintenance	1,26,971	1,12,020
Tent and UMBERLLA	79,660	2,86,720
Toll Charges & Parking Charges	1,89,028	8,85,088
Tuition Fees Reapid A/c		-
Tuition Fees Tcs Ion Charges	1,521	-
Toyoto Camry Car Iob Bank Loan Intrest	1,01,215	-
Us C M A Course Exp	12,73,000	-
V C Income Tax Paid		7,81,000
V.C Quaters House Hold Articles Exp	10,000	1,25,318
V.C Quaters Maintenance		-
Vehicle Loan Intrest - Iob Bank	2,77,304	3,74,802
Vehile Permit Expenses	94,900	56,000
Water Treatment Plant Expenses	1,58,912	1,02,070
Xerox Meter Reading Charges	36,604	94,234
B.S.A. University Exam Fees Paid A/c	54,23,321	61,75,197
Electrical Maintenance	49,99,661	38,31,893
Garden Maintenance	19,30,619	20,07,089
Library Contingencies	3,85,757	1,60,419
Other Interest		1,60,900
Placement Fee Expenses	14,94,646	96,28,219
Student Cultural Activity Expenses (Society)	2,66,812	9,94,663
Sweage Water Treatment Plant	1,52,873	2,07,807
T.D.S A/c		-
Travelling Expenses	2,37,585	34,10,540
Tuition Fees Credit Card Charges	67,000	-
Various Consultancy Payments	1,30,000	2,30,981
WDV OF Assets Sold	3,18,287	4,90,652
Water Charges	10,73,490	19,81,555
Bad Debts	15,00,000	-
Miscellaneous Expenses	69,185	-
Total Administrative & Other Overheads	22,48,25,481	32,30,71,191



Employee Cost		
Essential Staff Salary	3,37,40,953	2,84,35,396
E.S.I. Manaement Contribution A/c	7,89,024	9,41,857
Fellowship Salary	38,47,581	43,71,417
Gratuity for Estate Office Staff	7,88,244	5,07,310
Gratuity Non Teaching Admin	4,80,129	13,24,785
Gratuity Non Teaching Tech	-	9,58,498
Gratuity Teaching	15,59,960	58,62,214
Nts Admin Salary	4,05,60,083	3,91,64,826
Nts Technincal Salary	2,18,96,295	2,40,06,587
Provident Fund Contribution (Estate Office)Magt	22,13,030	26,22,993
Providnet Fund Contribution (Magt)	1,32,47,168	1,36,80,699
Teaching Staff Salary	30,97,65,322	30,96,94,384
Medical Staff Salary	4,69,733	-
Total Employee Cost	42,93,57,522	43,15,70,966
Total Expenditure	65,41,83,003	75,46,42,157



B.S.Abdur Rahman Crescent Institute of Science & Technology
Seethakathi Estate , Vandalur, Chennai - 600 048
Assessment Year 2021-22

Schedule 4
FIXED ASSETS:

(Amount in Rs.)

Particulars	WDV as on 01.04.2020	Additions		Deletions	Total	Depreciation		WDV as on 31.03.2021
		More than 180 days	Less than 180 days			Rate	Amount	
Block 1: Building								
Aeronautical-Building A/c	13,12,24,650			-	13,12,24,650	10%	1,31,22,465	11,81,02,185
Asst.Prof Quarters	26,376			-	26,376	10%	2,638	23,738
ATM BUILDING	2,36,394			-	2,36,394	10%	23,639	2,12,754
Architecture Building (New Block)	15,13,28,791	4,41,843		-	15,17,70,634	10%	1,51,77,063.40	13,65,93,571
Auditorium	1,63,08,685			-	1,63,08,685	10%	16,30,868	1,46,77,816
Auto Mobile Engineering Workshop	21,86,035			-	21,86,035	10%	2,18,603	19,67,431
Basic Science Block Extension	34,82,004			-	34,82,004	10%	3,48,200	31,33,804
Borewell	3,162			-	3,162	10%	316	2,846
Building	9,07,962			-	9,07,962	10%	90,796	8,17,166
Bullock Cart	69,255			-	69,255	10%	6,926	62,330
Canteen kitchen building ext work	5,43,251			-	5,43,251	10%	54,325	4,88,926
Canteen (Main) Renovation Work	88,13,940			-	88,13,940	10%	8,81,394	79,32,546
CFRG PANEL MODEL HOUSE	55,94,373		13,97,585	-	69,91,958	10%	6,29,317	63,62,641
Clock Tower	26,968			-	26,968	10%	2,697	24,271
College Campus Road Work	1,04,96,014			-	1,04,96,014	10%	10,49,601	94,46,413
Chiller Plant Construction	37,68,570			-	37,68,570	10%	3,76,857	33,91,713
Chiller Room Modification Civil Stru Lab	57,67,076			-	57,67,076	10%	5,76,708	51,90,368
Director's Quarters	60,618			-	60,618	10%	6,062	54,556
Driver Shed Work	5,91,993			-	5,91,993	10%	59,199	5,32,794
Earth Augar (Agri Purpose)	11,149			-	11,149	10%	1,115	10,034
Electric Science Block 3rd Floor Extension	1,19,89,965			-	1,19,89,965	10%	11,98,995	1,07,90,968
Essential Staff Quarters	78,825			-	78,825	10%	7,883	70,943
Estate Office Building	4,57,140			-	4,57,140	10%	45,714	4,11,426
Exhibition Stall	79,408			-	79,408	10%	7,941	71,467
Generator Room	9,253			-	9,253	10%	925	8,327
Hostel Building	2,02,08,610			-	2,02,08,610	10%	20,20,861	1,81,87,749
Hostel Electrification	74,154			-	74,154	10%	7,415	66,739
Indoor Stadium	851			-	851	10%	85	766
Indoor Sports Hall	18,41,746			-	18,41,746	10%	1,84,175	16,57,571
Interior Work at V.C Guest House	9,88,144			-	9,88,144	10%	98,814	8,89,330
Interior Work at Admission Office (G.M. OFFICE)	3,92,853			-	3,92,853	10%	39,285	3,53,568
Interior Work at Computer Science Block	13,04,534			-	13,04,534	10%	1,30,453	11,74,080
Interior Work at Registrar Office	15,08,541			-	15,08,541	10%	1,50,854	13,57,687
INTERIOR WORK AT SCHOOL OF LIFE SCIENCE	27,36,452			-	27,36,452	10%	2,73,645	24,62,807
Interior Work at V.C Office	12,91,014			-	12,91,014	10%	1,29,101	11,61,913
Interior Work at V.C Villa	46,37,253			-	46,37,253	10%	4,63,725	41,73,528
Interior Work/cadcam Aero Bloc 1st Floor	46,37,253			-	46,37,253	10%	4,63,725	41,73,528
Interiorwork /cadcam/simulationlab/aeroblock	47,22,469			-	47,22,469	10%	4,72,247	42,50,222
Interior work for Aero Block 5th Floor	21,61,556			-	21,61,556	10%	2,16,156	19,45,400
Interior work for Aero Block 6th Floor	21,61,556			-	21,61,556	10%	2,16,156	19,45,400
Interiorwork in ECE Dept Block	12,17,072			-	12,17,072	10%	1,21,707	10,95,365
Interior work /cadcam/simulationlab/aeroblock	16,57,441			-	16,57,441	10%	1,65,744	14,91,696
Interior work for Aero Block 5th Floor	2,90,970			-	2,90,970	10%	29,097	2,61,873
Interior work for Aero Block 6th Floor	7,38,058			-	7,38,058	10%	73,806	6,64,252
Interiorwork in ECE Dept Block	5,59,287			-	5,59,287	10%	55,929	5,03,359
Interior Work Robo Lab at 1st Floor Mech Block	25,32,909			-	25,32,909	10%	2,53,291	22,79,618
Interior Work for Avionics Lab (Aero Dept)	6,40,802			-	6,40,802	10%	64,080	5,76,721
Interior Work at Buhania Towers	8,32,170			-	8,32,170	10%	83,217	7,48,953
Interior Work for CIIC (Incubation Centre)	2,65,721			-	2,65,721	10%	26,572	2,39,148
Interior Work at 6th Floor Architecture Block	38,14,109			-	38,14,109	10%	3,81,411	34,32,698
Stage shed on Sports Ground	11,46,926			-	11,46,926	10%	1,14,693	10,32,234
Lab Building	7,54,48,212			-	7,54,48,212	10%	75,44,821	6,79,03,391
Ladies Hostel	27,36,136			-	27,36,136	10%	2,73,614	24,62,522
Ladies Hostel New Block (Extension)	4,47,247			-	4,47,247	10%	44,725	4,02,522
Mba Block Terrace Work	7,43,78,697			-	7,43,78,697	10%	74,37,870	6,69,40,827
Mechanical Block Lab Exten Work	9,48,212			-	9,48,212	10%	94,821	8,53,391
Medical Hall Building Exten. Work (School)	1,87,70,352			-	1,87,70,352	10%	18,77,035	1,68,93,317
Mens Hostel Building	15,61,312			-	15,61,312	10%	1,56,131	14,05,180
New Civil Yard	17,98,822			-	17,98,822	10%	1,79,882	16,18,939
New Data Centre Building	4,47,835			-	4,47,835	10%	44,783	4,03,051
New Stair Case Science Block Building	8,11,249			-	8,11,249	10%	81,125	7,30,124
New Workshop Shed	42,28,264	2,06,296	1,37,90,223	-	1,82,24,783	10%	11,32,967	1,70,91,815
P.G. Block	9,81,456			-	9,81,456	10%	98,146	8,83,310
Polymer Block Extension	2,41,979			-	2,41,979	10%	24,198	2,17,781
Power Room	2,47,178			-	2,47,178	10%	24,718	2,22,460
Professor Quarters	6,80,390	6,28,880	10,47,080	-	23,56,350	10%	1,83,281	21,73,069
Ready Made Bunk	32,463			-	32,463	10%	3,246	29,216
Recreation Hall	77,31,880			-	77,31,880	10%	7,73,188	69,58,692
Science Block (Bbc)	17,068			-	17,068	10%	1,707	15,361
Security Room	4,78,297			-	4,78,297	10%	47,830	4,30,467
Sewage Line(Mech Block to Swimming Pool)	32,30,139			-	32,30,139	10%	3,23,014	29,07,125
Selayur Flat	23,76,448			-	23,76,448	10%	2,37,645	21,38,803
Store Room Construction	8,99,793			-	8,99,793	10%	89,979	8,09,814
Service Complex	8,10,19,900			-	8,10,19,900	10%	81,01,990	7,29,17,910
Staff Quaters (G+9 Floor)	1,02,275			-	1,02,275	10%	10,227	92,047
Tenement Quarters	45,630			-	45,630	10%	4,563	41,067
Tower Clock	39,90,404			-	39,90,404	10%	3,99,040	35,91,364
V.C Villa (Quaters)	5,94,427			-	5,94,427	10%	59,443	5,34,984
Vegetable Shop	23,910			-	23,910	10%	2,391	21,519
Workmen Quarters	12,75,663			-	12,75,663	10%	1,27,566	11,48,097
Workshop Construction	69,51,71,132	12,77,019	1,62,34,888	-	71,26,83,039		7,04,56,559	64,22,26,479
TOTAL								



Block:2 Furniture									
Aluminum Lader	5,784					5,784	10%	578	5,206
Class Room Board	25,34,996		1,63,997			26,98,993	10%	2,61,699	24,37,293
Furniture and Fitting	4,69,90,081	9,32,529	12,21,918			4,91,44,528	10%	48,53,357	4,42,91,172
Furniture and Fitting (CB School)	14,81,010					14,81,010	10%	1,48,101	13,32,909
Gym Equipments	13,87,703					13,87,703	10%	1,38,770	12,48,933
Hostel Furniture	72,506					72,506	10%	7,251	65,256
Kitchen Dining Table	69,975	29,964				99,939	10%	9,994	89,945
Kitchen Equipments	3,00,258	6,539				3,06,797	10%	30,680	2,76,117
Medical Centre Cot and Railings	70,859					70,859	10%	7,086	63,773
Dining Equipment		1,58,002				1,58,002	10%	15,800	1,42,202
TOTAL	5,29,13,173	11,27,034	13,85,915			5,54,26,122		54,73,316	4,99,52,806
Block:3-Plant & Machinery									
Computers:									
Computers	78,57,289	8,00,734	2,33,640			88,91,663	60%	52,64,906	36,26,757
C.C.T.V CAMERA	1,89,602	2,730	22,860			2,15,192	60%	1,22,257	92,935
Lap Tops	3,08,764	81,420	1,56,055			6,26,239	60%	3,28,927	2,97,312
Software	39,79,188	25,39,216	13,85,665			79,04,069	60%	43,26,742	35,77,327
Walkie-Talky	23,950	63,248				87,198	60%	52,319	34,879
TOTAL	1,24,38,792	34,87,348	17,98,220			1,77,24,360		1,00,95,150	76,29,210
Books:									
Edic Library Book	2,556					2,556	15%	383	2,172
I.A.S. LIBRARY BOOK	5,085					5,085	15%	763	4,322
Library Book	96,81,403		21,69,889			1,18,51,292	15%	16,14,952	1,02,36,340
Brain Manie	7,265					7,265	15%	1,090	6,175
TOTAL	96,96,309		21,69,889			1,18,66,198		16,17,188	1,02,49,010
Office Equipments:									
Airconditioner	94,14,743	4,85,670	77,741			99,78,154	15%	14,90,893	84,87,262
Air cooler	27,200					27,200	15%	4,080	23,120
A.V Studio System)	2,40,593					2,40,593	15%	36,089	2,04,504
Blower Machine	15,369					15,369	15%	2,305	13,064
Billing Machine		16,212				16,212	15%	2,432	13,780
Counting Maching (Loose Note Machine)	1,843					1,843	15%	276	1,567
Ceiling fan	11,10,712					11,10,712	15%	1,66,607	9,44,105
Deep Freezer		16,618				16,618	15%	2,493	14,125
Eco Bin 250	8,02,400					8,02,400	15%	1,20,360	6,82,040
Edc Equipmnet	57,551					57,551	15%	8,633	48,919
Electrical Audio Equipment (Convention Centre)	16,51,788		26,340			16,78,128	15%	2,49,744	14,28,384
Electrical Installation	90,83,595					90,83,595	15%	13,62,539	77,21,056
Electrical Transformer	9,48,315					9,48,315	15%	1,42,247	8,06,068
Electrical Light Fittings	11,59,559					11,59,559	15%	1,73,934	9,85,625
Exhaust Fan	56,399					56,399	15%	8,460	47,939
Electronic Weighing Scale	14,667	1,101				15,768	15%	2,365	13,403
Fire Equipment	2,05,212					2,05,212	15%	30,782	1,74,430
Foggine Machine	20,603					20,603	15%	3,091	17,513
Fridge	22,839					22,839	15%	3,426	19,413
Generator	31,96,048					31,96,048	15%	4,79,407	27,16,641
Nallam Bakkam Staff Qtrs House Hold Articles	1,58,171					1,58,171	15%	23,726	1,34,445
Hardware Item	15,33,089					15,33,089	15%	2,29,963	13,03,125
Intercom	97					97	15%	15	82
Lab Equipments	6,51,90,169	18,65,875	28,02,172			6,98,58,216	15%	1,02,68,569	5,95,89,646
Lab Equipments (R&D)	32,54,812		7,020			32,61,832	15%	4,88,748	27,73,084
Lcd Projector	64,49,110		5,09,981			69,59,091	15%	10,05,615	59,53,476
LED Wall (T.V)	6,61,903					6,61,903	15%	99,286	5,62,618
Lift (Otis Elevator)	95,80,368					95,80,368	15%	14,37,055	81,43,313
Machinery and Equipments	830					830	15%	125	706
Musical Instruments	92,402					92,402	15%	13,860	78,541
Meter for Generator	5,968					5,968	15%	895	5,073
Mic (Auditorium Use)	1,51,222					1,51,222	15%	22,683	1,28,539
Micro Oven	21,250					21,250	15%	3,188	18,063
Microphones (Convention Centre)	2,68,037					2,68,037	15%	40,205	2,27,831
Mobile Jettling Machine	1,52,810					1,52,810	15%	22,922	1,29,889
Mosquito Machine	6,966					6,966	15%	1,045	5,921
Medical Hall Equipments	3,23,911					3,23,911	15%	48,587	2,75,325
Office Equipments	1,29,398					1,29,398	15%	19,410	1,09,988
Pop Corn Machine		10,900				10,900	15%	1,635	9,265
Notice Board	1,59,711					1,59,711	15%	23,957	1,35,754
Sign Board for CB School	94,066					94,066	15%	14,110	79,956
Sign Board (Crescent Campus)	27,73,105					27,73,105	15%	4,15,966	23,57,140
Refrigerator	90,316					90,316	15%	13,547	76,769
R.O Water Treatment Plant	7,41,143					7,41,143	15%	1,11,171	6,29,971
Sewage Water Treatment Plant	14,00,284					14,00,284	15%	2,10,043	11,90,241
Stablizer	2,091					2,091	15%	314	1,777
STP Sewage Line	21,19,158					21,19,158	15%	3,17,874	18,01,284
Television	3,04,006		4,250			3,04,006	15%	45,601	2,58,405
Telephone Installation	6,27,500					6,31,750	15%	94,444	5,37,306
Typewriter	14					14	15%	2	12
U.P.S	60,65,081					60,65,081	15%	9,09,762	51,55,319
U.P.S Batteries	11,70,185		4,21,900			15,92,085	15%	2,07,170	13,84,915
Vacuum Cleaner	53,312					53,312	15%	7,997	45,315
Vehiles Tools	57,633					57,633	15%	8,645	48,988
Vessels	6,61,468		6,08,839			6,42,743	15%	96,412	5,46,332
V.R.F Airconditioner Equipment (Life Science Dept)	33,904					6,61,468	15%	99,220	5,62,247
Water Cooler	6,61,468					6,74,339	15%	1,01,151	5,73,188
Water Treatment Plant	6,74,339					6,30,277	15%	94,542	5,35,736
Water Dispenser	6,30,277					1,01,683	15%	15,252	86,430
Water Tanker	1,01,683					74,125	15%	11,118.73	63,006
TOTAL	13,38,43,348	30,05,215	38,49,404			14,06,97,967		2,08,15,990	11,98,81,977



47

Plant & mach:					1,70,541	15%	25,581	1,44,960
Boom Barrier	1,70,541				6,78,720	15%	98,666	5,80,054
Motor/Submessiblesewage Pumset)	3,73,606	2,63,224	41,890		1,52,690	15%	22,903	1,29,786
Sanitary Napkin Vending Machine	1,52,690			34,62,751	59,04,216	15%	6,25,926	52,78,290
Solar Power Plant 100 KWp	24,41,465				49,99,473	15%	7,49,921	42,49,552
Solar Power Plant 150KWp	49,99,473				87,24,188	15%	13,08,628	74,15,559
Solar Power Plant 300 Kwp	87,24,188				16,804	15%	2,521	14,283
Tools and Plants	16,804							
TOTAL	1,68,78,766	2,63,224	35,04,641		2,06,46,631		28,34,147	1,78,12,485
Vehicle:								
A/c Bus No Tn 19 H 8976	8,76,193				8,76,193	15%	1,31,429	7,44,764
A/c Bus No Tn19 H 9027	8,76,193				10,54,039	15%	1,58,106	8,95,933
A/c Bus Tn 19 K 8582	10,54,039				12,75,121	15%	1,91,268	10,83,853
A/c Bus Tn 19 P 8085	12,75,121				(0)	15%	-	(0)
Bus	(0)				2,02,079	15%	30,312	1,71,767
Car	2,02,079				26,578	15%	3,987	22,591
Cycles	25,391	1,187			90,868	15%	6,815	84,053
Tricycle	-		90,868		(0)	15%	-	(0)
Eicher Bus09-10 Tn 22-Bv-7312	(0)				(0)	15%	-	(0)
Eicher Bus 09-10 Tn-22- Bv-7471	(0)				6,75,564	15%	1,01,335	5,74,229
Eicher Mini Bus TN 11 J 1765	6,75,564				1,03,359	15%	15,504	87,855
Ford Ikon Tn 22 Bv 2709	1,03,359				1,03,359	15%	15,504	87,855
Ford Ikon Tn 22 Bv 2886	1,03,359				12,603	15%	1,890	10,712
FORD VEHICLE (AUTO STUDENT STUDY PURPOSE)	12,603				12,832	15%	1,925	10,907
Hero Honda Motor Cycle	12,832				2,725	15%	409	2,316
Herohonda VEHICLE (Old)Tn 22ab 9903	2,725				1,96,926	15%	-	-
Mahindra -Xylo Car Tn-22-Cz-3260	1,96,926			1,96,926	-	15%	-	-
Maruthi Car -Dziretn22-Bs-1031	1,21,361			1,21,361	3,05,488	15%	45,823	2,59,665
Maruthi Car -Dzire TN11P8538	3,05,488				4,16,252	15%	62,438	3,53,815
MARUTHI DZIRE TN 11 T 50652	4,16,252				4,16,252	15%	62,438	3,53,815
Maruthi Dzire TN 11 T 5132	4,16,252				(0)	15%	-	(0)
New Bus A/c (8 No Big Bus)	(0)				-	15%	-	-
Swaraj Mazda Bus A/c	0				0	15%	-	0
Swaraj Mazda Bus TN 22 BV 7828	0				(0)	15%	-	(0)
Swarajmzda Bus TN22 BV 7833	(0)				2,83,267	15%	42,490	2,40,777
Swaraj Mazda Vehile Tn 19 D 9129	2,83,267				2,83,267	15%	42,490	2,40,777
Swaraj Mazda Vehile Tn 19 D 9140	2,83,267				2,83,267	15%	42,490	2,40,777
Swaraj Mazda Vehile Tn 19 E 7031	2,83,267				2,83,267	15%	42,490	2,40,777
Swaraj Mazda Vehile Tn 19 E 7099	2,83,267				1,89,873	15%	28,481	1,61,392
Tata Indigo Manza Cartn 22 Cw 5281	1,89,873				8,852	15%	1,328	7,524
Tempo Traveller	8,852				2,90,633	15%	43,595	2,47,038
Tempo Travellore TN 19 L 6799	2,90,633				0	15%	-	0
Tempo Traveller Tn 21 Av 0668	0				2,32,300	15%	34,845	1,97,455
Tempo Traveller A/C VAN TN 22 CU 9353	2,32,300				(0)	15%	-	(0)
Tempo Traveller Tn 21 Av 0660	(0)				13,11,771	15%	1,96,766	11,15,005
TN11 T 3354 (EICHER)A/C 40 SEATER	13,11,771				15,01,536	15%	2,25,230	12,76,305
Toyota Camry Vehicle Tn 06 M 9898	15,01,536				4,23,349	15%	63,502	3,59,847
Toyota Innova Car Tn 11 B 5726	4,23,349				1,32,582	15%	19,887	1,12,695
Tracking Device	1,32,582				1,47,786	15%	22,168	1,25,618
Traveller Ambulance Vehile A/c	1,47,786				1,89,599	15%	28,440	1,61,159
Vehile Airconditioner	1,89,599				5,22,861	15%	78,429	4,44,432
Water Tank Lorry TN 19 L 1641	5,22,861				4,35,763	15%	65,364	3,70,398
Water Tank Lorry Tn22-Bv-0349, Tn 22bv-0346,	4,35,763				-	15%	-	-
Water Tank Lorry TN 19 P5311	-				3,76,090	15%	56,413	3,19,676
Xylo Car TN 11 E 2354	3,76,090				19,34,231	15%	2,90,135	16,44,096
BHARATH BENZ TN 11 AF 0088	19,34,231				19,34,231	15%	2,90,135	16,44,096
BHARATH BENZ TN 11 AF 7486	19,34,231				19,34,231	15%	2,90,135	16,44,096
BHARATH BENZ TN 11 AF 7499	19,34,231				19,34,231	15%	2,90,135	16,44,096
BHARATH BENZ TN 11 AF 7513	19,34,231				19,34,231	15%	2,90,135	16,44,096
BHARATH BENZ TN 11 AF 7517	19,34,231				19,34,231	15%	2,90,135	16,44,096
BHARATH BENZ TN 11 AF 7552	19,34,231				19,34,231	15%	2,90,135	16,44,096
BHARATH BENZ TN 11 AF 7560	19,34,231				19,34,231	15%	2,90,135	16,44,096
BHARATH BENZ TN 11 AF 8381	19,34,231				19,34,231	15%	2,90,135	16,44,096
BHARATH BENZ TN 11 AF 8382	19,34,231				19,34,231	15%	2,90,135	16,44,096
BHARATH BENZ TN 11 AF 8386	19,34,231				19,34,231	15%	2,90,135	16,44,096
BHARATH BENZ TN 11 AF 8408	19,34,231				19,34,231	15%	2,90,135	16,44,096
BHARATH BENZ TN 11 AF 8452	19,34,231				19,34,231	15%	2,90,135	16,44,096
BHARATH BENZ TN 11 AF 8466	19,34,231				19,34,231	15%	2,90,135	16,44,096
BHARATH BENZ TN 11 AH 0096	19,34,231				19,34,231	15%	2,90,135	16,44,096
BHARATH BENZ TN 11 AH 0223	19,34,231				41,537	15%	6,230	35,306
Electric Bike (Hero)	41,537				3,93,750	15%	29,531	3,64,219
Electric Vehicle - Golf Car Buggy	-		3,93,750		9,70,085	15%	1,45,513	8,24,572
Maini Buggy Vehicle (6 Seater)	9,70,085				6,58,225	15%	98,734	5,59,491
TN 11 A J 8650 (MARUTHI BREEZA	6,58,225				6,58,225	15%	98,734	5,59,491
TN 11 AJ 8691 (MARUTHI BREEZA	6,58,225				8,95,899	15%	1,34,385	7,61,514
Tn 11 AJ 9649 MAHINDRA MARAZZO	8,95,899				8,95,899	15%	1,34,385	7,61,514
TN 11 AK 3723 MAHINDRA MARAZZO	8,95,899				5,23,216	15%	39,241	4,83,975
TN 11 AT 7754 MARUTHI SWIFT DZIRE	5,23,216							
TOTAL	4,67,05,131	1,187	10,07,834	3,18,287	4,73,95,865		70,33,792	4,03,62,072
Block:4-Land								
Land:	13,96,882				13,96,882	0%	-	13,96,882
Land	13,96,882							
TOTAL								
Grand Total	96,90,43,533	91,61,027	2,99,50,791	3,18,287	1,00,78,37,064		11,83,26,143	88,95,10,921



**K.B.A MENS HOSTEL
CRESCENT INSTITUTE OF SCIENCE AND TECHNOLOGY
SEETHAKATHI ESTATE, VANDALUR**

**Assessment Year 2021-22
Balance Sheet As On 31.03.2021**

Particulars	Sch no.	Amount (in Rs.)	
		As on 31-03-2021	As on 31-03-2020
SOURCES OF FUNDS			
Hostel Fund	1	23,45,10,696.91	27,92,69,506.00
Loans & Advances	2	69,60,000.00	96,10,000.00
TOTAL		24,14,70,696.91	28,88,79,506.00
APPLICATION OF FUNDS			
Fixed Assets	11		
-Gross Block		11,12,52,990.08	11,61,62,668.00
-Add: Additions		2,28,806.00	84,88,204.00
-Less: Deletions		-	-
-Less: Depreciation		(1,21,41,275.99)	(1,33,97,884.00)
Net Block		9,93,40,520.09	11,12,52,988.00
Current Assets	3	16,87,03,772.84	17,71,39,642.00
Less: Current Liabilities	4	2,65,73,596.01	(4,86,876.00)
Net Current Assets		14,21,30,176.83	17,76,26,518.00
TOTAL		24,14,70,696.92	28,88,79,506.00

**For B.S. ABDUR RAHMAN CRESCENT
INSTITUTE OF SCIENCE AND TECHNOLOGY**

W. S. Abdul Rahman
Member

Place : Chennai
Date : 17/01/2022

**For N.C. Rajagopal & Co.,
Chartered Accountants
FRN: 003398S**

Sumithra Ravichandran
(Mrs. Sumithra Ravichandran)
Partner
Membership no. 204068



**K.B.A MENS HOSTEL
CRESCENT INSTITUTE OF SCIENCE AND TECHNOLOGY
SEETHAKATHI ESTATE, VANDALUR**

**Assessment Year 2021-22
Income & Expenditure Account For The Year Ended 31-03-2021**

Particulars	Sch. No.	Amount (in Rs.)	
		As on 31-03-2021	As on 31-03-2020
INCOME			
Fees & Other Income	VI	1,53,55,447	14,75,48,721
Total	(A)	1,53,55,447	14,75,48,721
EXPENDITURE			
Administrative & Other Expenses	VII	3,48,69,174	6,33,66,324
Salary Expenses	VIII	1,31,03,809	1,72,73,213
Depreciation	IX	1,21,41,276	1,33,97,884
TOTAL	(B)	6,01,14,259	9,40,37,421
Excess of Income over Expenditure	(A-B)	(4,47,58,813)	5,35,11,300

**For B.S. ABDUR RAHMAN CRESCENT
INSTITUTE OF SCIENCE AND TECHNOLOGY**

Wahid
Member

Place : Chennai

Date : 17/01/2022

**For N.C. Rajagopal & Co.,
Chartered Accountants
Firm Reg No.003398S**

Sumithra
**(Mrs.Sumithra Ravichandran)
Partner
Membership no. 204068**



**K.B.A MENS HOSTEL
CRESCENT INSTITUTE OF SCIENCE AND TECHNOLOGY
SEETHAKATHI ESTATE, VANDALUR**

**Assessment Year 2021-22
Schedules forming part of Balance Sheet**

Particulars	Amount (in Rs.)	
	As on 31-03-2021	As on 31-03-2020
Schedule- 1 : Hostel Fund		
Opening Balance	27,92,69,510	22,57,58,206
Add/less: Excess of income over expenditure	(4,47,58,813)	5,35,11,300
Closing balance	23,45,10,697	27,92,69,506
Schedule- 2 : Loans & Advances		
Caution deposit	69,60,000	96,10,000
Closing balance	69,60,000	96,10,000
Schedule- 3: Current Assets		
Interunit		
All India Islamic Foundation	2,34,008	2,34,008
B.S. Abdur Rahman University	13,06,02,985	13,53,00,764
T.B.A.K.Ladies Hostel - B.S.A.U	1,71,31,692	1,96,31,692
Cash & Bank Balance		
Petty Cash	10,000	10,000
Petty Cash - Medical	5,000	5,000
IOB 15269	78,23,765	69,63,033
IOB - CD-24743	2,55,873	2,47,716
IOB - MESS-24744	1,63,488	21,57,815
Deposits		
Cylinder Deposit (Aiif Books)	46,800	46,800
Eb Deposit (Aiif Books)	57,160	57,160
FD A/C NO 1951/25.10.18	46,70,000	46,70,000
FD A/C NO 2783/02.01.20	27,70,000	27,70,000
Security Deposit A/c (General Store) Aiif Books	40,00,000	40,00,000
Telephone Deposit (Aiif Books)	4,000	4,000
Loans & Advances		
Salary/Festival Advance	65,000	3,06,600
Sundry Debtors		
BBC Staff	2,247	2,247
College Staff	6,89,031	5,30,087
ECCI Staff	79,905	79,905
ETA-A/C	92,819	92,819
Hostel Day 2018-19	-	30,000
Closing balance	16,87,03,773	17,71,39,645

51




Schedule- 4 : Current Liabilities		
Sundry Creditors		
Duties & Taxes:		
TDS on Contract @1%	14,947	12,095
TDS on Contract @10%	-	11,496
TDS on Contract @2%	32,068	34,785
Students Full - A/c	2,61,11,530	13,73,079
ARCHITECTURE DESIGN FEE	-	(1,14,960)
ASHRAF AHAMED B	-	1,03,464
BABA ELECTRICALS & ENGINEERING WORKS	-	(1,244)
Crescent General Store	4,86,244	3,58,336
Darul Hikmah 2020	-	(48,000)
H.M.Industries	-	10,846
Home Tech Services Pvt Ltd	-	(20,00,000)
Krishna Engineering	-	(37,440)
MAHALAKSHMI MARKETING	-	37,440
MAHATO.M (AP/CHEMISTY)	-	2,015
NAGARAJAN - CONTRACTOR	-	(2,00,000)
NATE COMMERCIAL LAUNDRY EQUIPMENT PVT.LTD	(27,756)	(20,857)
Nitech Engineering Pvt Ltd	-	1,914
SENBAGAM G	-	10,400
SRS CREDITORS	1,900	-
THIRUMALA WELL DIGGING - CONTRACTOR	-	(4,056)
Vinayaga Marketing	-	69,148
Salary Payable	(45,337)	(85,337)
Tds Payable to Bank	-	-
Closing balance	2,65,73,596	(4,86,876)



K.B.A MENS HOSTEL
CRESCENT INSTITUTE OF SCIENCE AND TECHNOLOGY
SEETHAKATHI ESTATE, VANDALUR

Assessment Year 2021-22
Schedules forming part of Income & Expenditure A/C

Particulars	Amount (in Rs.)	
	As on 31-03-2021	As on 31-03-2020
Schedule- VI : Income		
Food Bill Monthly - Paying Guest	8,47,430	19,00,225
Food Bill Recived - Students	55,20,500	7,20,40,750
PALMYRA CAFE-INCOME	3,500	24,09,044
PALMYRA STORE-INCOME	37,500	2,59,400
Amenities and Service Fee	19,50,000	-
Establishment Fees - Staffs	13,97,950	21,02,883
Establishment Fees - Students	52,90,000	6,68,73,650
Establishment Fees - Rent	-	20,500
HOSTEL FEE 2019-20	-	17,000
HOSTEL FEE 2020-21	-	10,000
Bank Interest	2,11,485	18,54,732
Miscellaneous Income	92,605	55,484
Miscellaneous Income (CARD)	4,477	5,053
Sundry Balances Written Back	-	-
Total	1,53,55,447	14,75,48,721
Schedule- VI : Purchases and Administrative Overheads		
Refund to Students 19-20 (Mess)	1,43,10,000	-
Mess Expenses	9,85,046	-
Cost of Provision	33,45,500	3,39,89,748
Cost of Provisions (Palmyra Cafe)	-	16,65,079
Cost of Provisions(PALMYRA STORE)	-	3,02,800
DISH WASHER MACHINE CHEMICAL	-	2,10,984
FOOD WASTE REMOVAL	-	16,816
Conveyance	2,400	3,550
DTH Subscription	-	2,255
Magazine Subscription	381	1,511
Medical Exp	1,26,999	76,433
Mobile Charges	53,506	49,697
Printing & Stationery	11,173	1,57,922
Transport Charges	-	10,422
Travel Expenses	-	2,870
Bank Charges	1,325	2,899
BANK CHARGES (TCS-ION)	-	25,891
Subscription-Tally Erp	-	6,372
AMC - Lift	6,12,715	1,74,640
AMC - Tally Software	-	9,558
Building Maintenance	1,50,000	-
Electricity Charges	36,61,787	55,88,018
Fire Extr Refilling Charges	20,674	19,966
Garden Maintenance	18,978	6,780
House Keeping	17,43,819	5,09,956



Mattress & Pillow	46,036	59,842
Repair & Maintenance (General)	60,288	5,17,184
Repairs & Maintenance - Civil & Carpentry	75,97,901	88,25,942
Repairs & Maintenance - Construction	35,296	-
Repairs & Maintenance - Electrical	7,32,478	3,26,247
Repairs & Maintenance - Garden	-	10,00,000
Repairs & Maintenance - Plumbing	9,85,099	17,06,473
Repairs & Maintenance - Vehicle	707	1,14,205
SOFA SET	-	1,00,300
Vehicle Hire Charges	70,310	2,09,265
Water Supply A/c	-	35,65,200
Property Tax	-	1,92,500
Darul Hikmah 2018	-	45,000
Darul Hikmah 2019	-	45,000
Hosports 2019 Exp	-	60,000
HOSTEL DAY 2018-19 (2018)	30,000	60,000
WASHING CHARGES - LAUNDRY/STUDENTS	87,000	37,05,000
Architecure Design Fee	1,14,960	
Darul Hikmah 2020	48,000	
Bad Debts	16,796	
Total	3,48,69,174	6,33,66,324
Schedule- VII : Salary Expenses		
Administrative Charges EPF	26,256	25,811
Pf Employer Contribution	2,93,025	2,67,001
Salary	47,47,311	50,33,424
Security Charges	12,26,577	24,12,725
Staff Welfare	-	2,97,766
Salary- Mess	68,10,640	92,36,486
Total	1,31,03,809	1,72,73,213



K.B.A MENS HOSTEL
B.S.ABDUR RAHMAN CRESCENT INSTITUTE OF TECHNOLOGY
VANDALUR GST ROAD

Schedule- 11 : Fixed Assets

Sl. No.	Particulars	WDV As On	Additions		Deletions	Total	Rate	Depreciation	WDV As On
		01.04.2020	>180 Days	<180 Days					31.03.2021
Block I: Building									
						24,095	10%	2,410	21,686
1	Borewell (Mad Cat) AIF Books	24,095	-	-	-	37,776	10%	3,778	33,998
2	Browsing Center (AIF Books)	37,776	-	-	-	2,24,11,563	10%	22,41,156	2,01,70,406
3	Building A Block (5th & 6th)	2,24,11,563	-	-	-	7,41,479	10%	74,148	6,67,331
4	Building A/c (Dinning Hall)	7,41,479	-	-	-	2,75,36,252	10%	27,53,625	2,47,82,627
5	Building B Block	2,75,36,252	-	-	-	31,302	10%	3,130	28,171
6	Building (Compound Wall)	31,302	-	-	-	1,56,13,942	10%	15,61,394	1,40,52,548
7	BUILDING RENOVATION A,C,D BLOCK	1,56,13,942	-	-	-	19,13,833	10%	1,91,383	17,22,450
8	Building (STP)	19,13,833	-	-	-	50,260	10%	5,026	45,234
9	Cold Room (Mad Cat) AIF Books	50,260	-	-	-	3,71,761	10%	37,176	3,34,585
10	Compound Wall A/c	3,71,761	-	-	-	9,641	10%	964	8,677
11	Compressor (Mad Cat) AIF Books	9,641	-	-	-	14,65,710	10%	1,46,571	13,19,139
12	Dinning Hall A/c	14,65,710	-	-	-	21,52,336	10%	2,15,234	19,37,102
13	Hostel Extension Work (Aif Book)	21,52,336	-	-	-	4,44,577	10%	44,458	4,00,119
14	Land & Buildings (Mad Cat) Books	4,44,577	-	-	-	81,789	10%	8,179	73,610
15	Sand Withch Roof Panel	81,789	-	-	-	2,65,500	10%	26,550	2,38,950
16	TACKSHOP	2,65,500	-	-	-				
Block II: Furniture & Fittings									
						28,838	10%	2,884	25,955
1	B Block (Furniture & Fitting)	28,838	-	-	-	1,76,313	10%	17,631	1,58,681
2	Canteen Container	1,76,313	-	60,220	-	15,96,575	10%	1,56,646	14,39,928
3	C.C.T.V CAMERA	15,96,575	-	-	-	11,75,666	10%	1,17,567	10,58,099
4	Chairs A/c	11,75,666	-	-	-	3,377	10%	338	3,039
5	Clinic Appartus (Mad Cat) AIF Book	3,377	-	-	-	7,16,883	10%	71,688	6,45,195
6	Cot (AIF) Books	7,16,883	-	-	-	2,14,972	10%	21,497	1,93,474
7	Dining Table (Mad Cat) AIF Books	2,14,972	-	-	-	6,80,185	10%	68,018	6,12,166
8	Dining Table & Stool	6,80,185	-	-	-	4,91,088	10%	49,109	4,41,979
9	Fan A/c	4,91,088	-	-	-	23,617	10%	2,362	21,255
10	Fan (AIF Books)	23,617	-	-	-	3,205	10%	320	2,884
11	Fan (Mad Cat) AIF Books	3,205	-	-	-	1,20,763	10%	12,076	1,08,687
12	Furniture	1,20,763	-	-	-	1,03,76,794	10%	10,37,679	93,39,115
13	Furniture and Fittings A/c	1,03,76,794	-	-	-	1,15,372	10%	11,537	1,03,834
14	Furniture (B Block)	1,15,372	-	-	-	19,276	10%	1,928	17,349
15	Furniture & Fittings (Mad Cat) Books	19,276	-	-	-	14,375	10%	1,438	12,938
16	Glasses (Aif Books)	14,375	-	-	-	4,610	10%	461	4,149
17	Handsets (E 1085)	4,610	-	-	-	10,07,269	10%	1,00,727	9,06,542
18	Steel Cot / Wooden Cot	10,07,269	-	-	-	1,29,393	10%	12,939	1,16,453
19	Steel Table & Stool (Veg) Aif Books	1,29,393	-	-	-	6,401	10%	640	5,761
20	Stool (Mad Cat) Books	6,401	-	-	-	10,91,667	10%	1,09,167	9,82,500
21	Student Table & Chair	10,91,667	-	-	-	61,702	10%	6,170	55,532
22	Table A/c	61,702	-	-	-	1,17,439	10%	11,744	1,05,695
23	Tv (Samsung Led)	1,17,439	-	-	-				
Block III: Computers									
						921	60%	552	368
1	Computer (Acer)	921	-	-	-	791	60%	475	316
2	ID Card Printing Machine	791	-	-	-	602	60%	361	241
3	Printer / Copier Machine	602	-	-	-				
Block IV: Plant & Machinery									
						11,50,909	15%	1,72,636	9,78,273
1	Airconditioner A/c	11,50,909	-	-	-	83,447	15%	12,517	70,930
2	Motor A/c	83,447	-	-	-	8,90,855	15%	1,33,628	7,57,227
3	Plant and Machinery	8,90,855	-	-	-	13,406	15%	2,011	11,395
4	POS/GPRS MACHINE	13,406	-	-	-	17,779	15%	2,667	15,112
5	Potato Peeling Machine	17,779	-	-	-	1,62,228	15%	24,334	1,37,894
6	Ro Plant A/c (Aif Books)	1,62,228	-	-	-	17,60,982	15%	2,64,147	14,96,835
7	Sewage Plant A/c	17,60,982	-	-	-	17,14,730	15%	2,57,210	14,57,521
8	Solar Water Heater	17,14,730	-	-	-	50,555	15%	7,583	42,972
9	Steam Boiler (Mad Cat) Books	50,555	-	-	-	35,940	15%	5,391	30,549
10	Stove A/c	35,940	-	-	-	16,306	15%	2,446	13,860
11	Washing Machine A/c	16,306	-	-	-	2,47,046	15%	37,057	2,09,989
12	RO PLANT (Assets)	2,47,046	-	-	-				



Block V: Office Equipments									
						3,848	15%	577	3,271
1	Battery (Mad Cat) AIF Books	3,848	-	-	-	3,322	15%	498	2,824
2	Billing Machine (AIF Books)	3,322	-	-	-	9,97,794	15%	1,49,669	8,48,125
3	Bio Gas	9,97,794	-	-	-	10,962	15%	1,644	9,318
4	Cell Phone (Hostel Staffs)	10,962	-	-	-	2,884	15%	433	2,451
5	Currency Machine	2,884	-	-	-	1,11,002	15%	16,650	94,352
6	Dosa Making Machine (AIF Books)	1,11,002	-	-	-	1,561	15%	234	1,327
7	EB Meter (Mad Cat) AIF Books	1,561	-	-	-	14,876	15%	2,231	12,645
8	Electrical Cable (AIF Books)	14,876	-	-	-	19,019	15%	2,853	16,166
9	Electrical Fitting A/c	19,019	-	-	-	2,638	15%	396	2,242
10	Electronic Mic (Mad Cat) AIF Books	2,638	-	-	-	74,270	15%	11,141	63,130
11	Electronic Mic (Mad Cat) Books A/c	74,270	-	-	-	1,099	15%	165	934
12	Fasting Cups (Mad Cat) AIF Books	1,099	-	-	-	83,293	15%	12,494	70,799
13	Food Hoist (AIF Books)	83,293	-	-	-	14,702	15%	2,205	12,497
14	Gym Equipments	14,702	-	-	-	46,459	15%	6,969	39,490
15	Inverter A/c	46,459	-	-	-	14,64,647	15%	2,19,697	12,44,950
16	Kitchen Equipments	14,64,647	-	-	-	21,57,177	15%	3,23,577	18,33,600
17	LIFT	21,57,177	-	-	-	15,66,135	15%	2,34,920	13,31,215
18	LIFT A BLOCK	15,66,135	-	-	-	62,939	15%	9,441	53,498
19	Medical Instrument	62,939	-	-	-	45,992	15%	6,899	39,093
20	Mosque Equipments	45,992	-	-	-	20,670	15%	3,101	17,570
21	Notice Board	20,670	-	-	-	18,770	15%	2,816	15,955
22	Pentry Room Accessories	18,770	-	-	-	353	15%	53	300
23	Set Top Box (Relaince) Aif Books	353	-	-	-	23,509	15%	3,526	19,983
24	Steel Boiler (Mad Cat) Aif Books	23,509	-	-	-	1,06,890	15%	16,034	90,857
25	UPS BATTERY A/C	1,06,890	-	-	-	493	15%	74	419
26	UPS (Mad Cat) Books	493	-	-	-	1,08,618	15%	16,293	92,325
27	Utensils (Mad Cat) Books	1,08,618	-	-	-	22,76,473	15%	3,41,471	19,35,002
28	Vessels / Utensils	22,76,473	-	-	-	6,14,287	15%	92,143	5,22,144
29	Water Cooler	6,14,287	-	-	-	42,307	15%	6,346	35,961
30	Water Doctor (Mad Cat) Books (Aif B	42,307	-	-	-	1,96,577	15%	29,487	1,67,090
31	Water Heater	1,96,577	-	-	-	8,708	15%	1,306	7,402
32	Brush Cutter - Hitachi	8,708	-	-	-	3,54,928	15%	53,239	3,01,689
33	Water Treatment Plant	3,54,928	-	-	-	7,246	15%	1,087	6,159
34	Fixed Assets All A/c	7,246	-	-	-	98,234	15%	14,735	83,499
35	Fire Extinguishers (Assets)	98,234	-	-	-	24,826	15%	1,862	22,964
36	Fogger Machine - MIST	-	-	24,826	-	1,43,760	15%	10,782	1,32,978
37	Vacuum Cleaner & Auto Scrubber Ma	-	-	1,43,760	-				
Block VII: Vehicles									
		1,33,848	-	-	-	1,33,848	15%	20,077	1,13,771
1	Hero Bicycle	1,33,848	-	-	-	2,78,184	15%	41,728	2,36,456
2	Lorry A/c (Aif Books)	2,78,184	-	-	-	9,528	15%	1,429	8,099
3	Motor (Mad Cat) Books	9,528	-	-	-	8,35,232	15%	1,25,285	7,09,947
4	New Lorry (TN01BK0379)	8,35,232	-	-	-	15,16,570	15%	2,27,486	12,89,085
5	New Water Lorry (TN 01 BJ 2549	15,16,570	-	-	-	4,88,075	15%	73,211	4,14,864
6	Tempo Travellar - TN11 Q 8339	4,88,075	-	-	-	2,332	15%	350	1,982
7	Tricycle (Mad Cat) Books	2,332	-	-	-	12,669	15%	1,900	10,769
8	Tri Cycles / Bi Cycles	12,669	-	-	-				
Grand Total		11,12,52,990	-	2,28,806	-	11,14,81,796		1,21,41,276	9,93,40,520



T.B.A.K Ladies Hostel
Seethakathi Estate Vandalur, Chennai 600048

Assessment Year 2021-22

Balance Sheet As On 31.03.2021

Particulars	Sch no.	Amount (21-22)
SOURCES OF FUNDS		
Capital Fund	1	5,20,97,984
Loans	2	16,51,909
Current Liabilities	3	2,48,558
TOTAL		5,39,98,451
APPLICATION OF FUNDS		
Fixed Assets	9	1,42,99,957
Interunit	4	3,44,99,320
Current Assets	5	51,99,174
TOTAL		5,39,98,451

For B.S. ABDUR RAHMAN CRESCENT
INSTITUTE OF SCIENCE AND TECHNOLOGY


Member

Place : Chennai
Date : 17/01/2022

For N.C. Rajagopal & Co.,
Chartered Accountants
FRN: 003398S


(Mrs. Sumithra Ravichandran)
Partner
Membership no. 204068



T.B.A.K Ladies Hostel
Seethakathi Estate Vandalur, Chennai 600048

Assessment Year 2021-22

Income & Expenditure Account For The Year Ended 31-03-2021

Particulars	Sch. No.	Amount (21-22)
INCOME		
Fees & Other Income	6	55,20,593
Total	(A)	55,20,593
EXPENDITURE		
Administrative & Other Expenses	7	91,58,914
Employee Cost	8	31,40,317
Depreciation	9	23,19,500
TOTAL	(B)	1,46,18,731
Excess of Expenditure Over Income	(B-A)	90,98,138
TOTAL		55,20,593

For B.S. ABDUR RAHMAN CRESCENT
INSTITUTE OF SCIENCE AND TECHNOLOGY


Member

Place : Chennai
Date : 17/01/2022

For N.C. Rajagopal & Co.,
Chartered Accountants
FRN: 003398S


(Mrs. Sumithra Ravichandran)
Partner
Membership no. 204068



T.B.A.K Ladies Hostel
Seethakathi Estate Vandalur, Chennai 600048

Assessment Year 2021-22
Schedules forming part of Balance Sheet

Particulars	Amount (in Rs.)	Amount (in Rs.)
Schedule- 1 : Capital Fund		
Opening Balance	6,11,96,122	
Add: Excess of Income over Expenditure	90,98,138	
Total		7,02,94,261
Schedule- 2 : Loans (Liability)		
Cautions Deposit Group	16,25,000	
Cautions Deposit--07/08/09/10/11	(1,68,591)	
Cautions Deposit 12-13	-	
Cautions Deposit 16-17	55,000	
CAUTION DEPOSIT 2013-2014	25,000	
Cautions Deposit 2014-2015	-	
Cautions Deposite 2015-2016	10,000	
Cautions Deposite Phd	65,000	
Cautions Deposit Staff	40,500	
Total		16,51,909
Schedule- 3 : Current Liabilities		
Pf Payable	1	
Bluezen Enterprises (P) Ltd	-	
IOB Income Tax	7,657	
Merino Payable	-	
Narayanasamy	-	
Ridha Prints Pvt Ltd	-	
SALARY PAYABLE	-	
Sivakumar Cook	2,40,900	
Crescent School Store		2,48,558
Total		
Schedule- 4: Interunit		
B.S.Abdur Rahman University	5,16,31,012	
Mens Hostel -A/c	(1,71,31,692)	
		3,44,99,320



Schedule- 5 : Current Assets		
Deposits		
Gas cylinder deposits	1,00,934	1,00,934
Loans (Advance)		
Salary Advance	-	-
Sundry Debtors		
Mess Fees Receivable 2012-2014	(47,43,362)	
STAFF	2,22,362	
Advance To Sakinah Event 19-20	6,000	
Building Advance - Bsau - Lh	10,38,055	
Civil & Garden Work Advance - Material Advance	10,00,000	
Dr.Vainavi	-	
Farewell Day Advance	-	
Hostel Day Advance	2,975	
Jacquiline Nurse	(3)	(24,73,973)
Mess Fees Transfer to Receivable A/c		
Cash & Bank Balances		
PETTY CASH	3,268	
IOB 15268-Maintenance	54,87,478	
IOB 24745-Caution Deposit	16,12,234	
IOB 24746-Mess Account	4,69,234	75,72,214
Total		51,99,174




T.B.A.K Ladies Hostel
Seethakathi Estate Vandalur, Chennai 600048

Assessment Year 2021-22
Schedules forming part of Income & Expenditure A/C

Particulars	Amount (In Rs.)	Amount (In Rs.)
Schedule- 6 : Fees & Other Income		
Fees		
Mess Fees Collection	21,44,726	1,91,91,750
Amenity and service charges UG 20- PG 20	3,50,000	
Establishment	25,59,424	1,78,61,665
Bank Interest	4,03,468	10,26,028
Browsing Collection	3,515	1,839
EB Collection	-	15,64,000
Miscellaneous Income	59,460	55,228
Sundry balances Written Back	-	-
Total	55,20,593	3,97,00,510
Schedule- 7 : Administrative & Other Expenses		
Electricity Charges - Mess	7,297	40,101
Farewell Day	-	9,000
Air Conditioner Maintenance	-	4,484
Browsing Expenses	-	1,500
MESS EXPENSES	4,46,599	2,325
Provisions & Vegetable Purchase	13,39,950	89,98,686
Conveyance	-	260
BANK CHARGES	475	1,790
Bio Gas - Maint	9,522	5,074
BUILDING MAINTENANCE	10,248	5,40,950
DISH TV MAINTENANCE	-	5,432
Electrical Maintenance	1,30,369	12,600
ELECTRICITY CHARGES	9,27,760	11,76,840
General Expenses	25,291	15,214
Fire & Safety Maint	-	4,248
Freshers Day Exp	-	3,000
Kitchen Maint	-	81,209
House Keeping- Materials	82,320	2,29,735
Incinator Maint	-	13,500
Kitchen Exps	3,792	3,110
Laundry Charges	30,000	9,90,000
Lift Amc	1,70,392	1,79,360
Manpower Service Charges	10,89,369	6,84,501
Miscellaneous Expenses	17,820	4
News Paper Expenses	6,640	19,008
Mess Workers Welfare	365	58,875
PF Admin & Employer Charges	45,441	54,209
Plumbing Maintenance	37,782	1,97,611
refund of mess fee collected	35,10,000	
PRINTING & STATIONERY	5,584	1,770
REPAIRS AND MAINTENANCE	9,200	3,78,904
Ro Maintenance	-	-
RT- Mess Bill	67,590	2,46,375
security charges	2,83,837	
Sakinah Event Expenses	-	-
Solar Water Heater Maint	-	-
Staff Welfare	79,854	5,000
Student's Welfare	-	4,242
Telephone Expense	4,485	3,76,800
Water Charges	8,16,600	
Xerox Machine Maint	332	-
PM cares fund one day salary	-	-
Sundry Balance Written off A/c	-	-
Total	91,58,914	1,43,45,717
Schedule- 8 : Employee Cost		
Salary-Mess Staff	20,21,931	22,28,098
SALARY	11,18,386	9,36,974
Total	31,40,317	31,65,072



T.B.A.K Ladies Hostel
Seethakathi Estate Vandalur, Chennai 600048
Assessment Year 2021-22



Schedule: 9 : Fixed Assets

S.No	Particulars	Additions		Deletions	Total	Rate	Depreciation	WDV As On 31.03.2021
		>180 Days	<180 Days					
		WDV As On 01.04.2020						
		1.53,335.03			1.53,335.03	10%	15,333.50	1,38,001.52
	1 BUILDING EXTENSION	5,87,010.24			5,87,010.24	10%	58,701.02	5,28,309.22
	2 COMPOUND WALL							
		54,274.05			54,274.05	10%	5,427.41	48,846.65
	Block 2: Furniture							
	3 DINING TABLE M.C	36,91,315.18			36,91,315.18	10%	3,69,131.52	33,22,183.66
	4 Furniture & Fittings	3,818.34			3,818.34	10%	381.83	3,436.51
	5 STEEL CLIPBOARD M.C	3,974.27			3,974.27	10%	397.43	3,576.84
	6 TELEVISION M.C							
		666.72			666.72	40%	266.69	400.03
	Block 3: Plant and Machinery							
	7 Biometric Device	660.96			660.96	40%	264.38	396.58
	8 COMPUTER A/C	22.68			22.68	40%	9.07	13.61
	9 Printer	2,03,722.20			2,03,722.20	40%	81,488.88	1,22,233.32
	10 Bio Gas							
		9,60,958.24			9,60,958.24	15%	1,44,143.74	8,16,814.50
	Block 4: Office Equipments							
	11 Air Conditioner	11,314.35			11,314.35	15%	1,697.15	9,617.20
	12 AIR CONDITIONER M.C	1,794.69			1,794.69	15%	269.20	1,525.49
	13 BILLING MACHINE	39,312.50			39,312.50	15%	5,896.88	33,415.63
	14 Bicy Cycles	7,522.50			7,522.50	15%	1,128.38	6,394.13
	15 Cash Counting Machine	1,99,339.61			1,99,339.61	15%	29,900.94	1,69,438.66
	16 Electrical Equipments	1,53,298.61	46,041.00		17,359.07	15%	2,603.86	14,755.21
	17 ELECTRICAL FITTINGS	17,359.07			17,359.07	15%	2,603.86	14,755.21
	18 Electrification Installation	52,67,284.38			52,67,284.38	15%	7,90,092.66	44,77,191.72
	19 FAN M/C	185.43			185.43	15%	27.81	157.62
	20 FEST.O FLASH M.C	3,269.02			3,269.02	15%	490.35	2,778.67
	21 Freezer	9,002.35			9,002.35	15%	1,350.35	7,652.00
	22 GRINDER M.C	16,846.76			16,846.76	15%	2,526.01	14,320.75
	23 GYM ITEMS	60,608.72			60,608.72	15%	9,091.31	51,517.41
	24 Incubator	32,730.70			32,730.70	15%	4,909.60	27,821.09
	25 IRON M.C	3,458.61			3,458.61	15%	518.79	2,939.82
	26 Kitchen Equipments	12,26,600.55			12,26,600.55	15%	1,83,975.08	10,42,625.47
	27 Kitchen Utensils	31,998.42			31,998.42	15%	4,799.76	27,198.66
	28 Medical Equipments	52,324.14			52,324.14	15%	7,857.62	44,466.52
	29 Napkin Disinfecter Machine	1,22,465.30			1,22,465.30	15%	18,369.95	1,04,096.36
	30 New Hostel Lift	16,00,613.50			16,00,613.50	15%	2,40,092.02	13,60,521.47
	31 Purifier/Security Cabin	27,724.49			27,724.49	15%	4,158.67	23,565.82
	32 PVC Door	55,652.01			55,652.01	15%	8,347.80	47,304.21
	33 REFRIGERATOR M.C	4,812.21			4,812.21	15%	721.83	4,090.38
	34 RO Water Plant	3,16,438.89			3,16,438.89	15%	47,465.83	2,68,973.06
	35 SOLAR WATER HEATER	10,73,107.49			10,73,107.49	15%	1,60,966.12	9,12,141.37
	36 SPORTS ARTICLES	24,450.48			24,450.48	15%	3,667.57	20,782.91
	37 STOOL M.C	1,584.17			1,584.17	15%	237.63	1,346.54
	38 SURVEILLANCE M.C	10,784.65			10,784.65	15%	1,617.70	9,166.95
	39 Tally Software	16,699.95			16,699.95	15%	2,504.99	14,194.96
	40 Treadmill	27,108.20			27,108.20	15%	4,056.23	23,041.97
	41 Tricycle	3,314.11			3,314.11	15%	497.12	2,816.99
	42 TROLLEY	5,345.24			5,345.24	15%	801.79	4,543.45
	43 VESSELS	14,228.66			14,228.66	15%	2,134.30	12,094.36
	44 Water Cooler	2,26,606.35			2,26,606.35	15%	33,990.95	1,92,615.39
	45 Water Dispenser	41,561.09			41,561.09	15%	6,234.16	35,326.93
	46 WATER HEATER	7,632.27			7,632.27	15%	1,144.84	6,487.43
	47 WATER PURIFIER	24,145.95			24,145.95	15%	3,621.89	20,524.05
	48 Water Treatment Plant	2,35,352.93			2,35,352.93	15%	35,302.94	2,00,049.99
	49 Wifi	1,06,560.08			1,06,560.08	15%	15,984.01	90,576.07
	50 XEROX MACHINE	32,578.25			32,578.25	15%	4,886.74	27,691.51
	Grand Total	1,65,73,415.95	46,041.00		1,66,19,456.95		23,19,500.33	1,42,99,956.62

**Crescent Canteen BSAU
Seethakathi Estate Vandalur, Chennai 600048**

Assessment Year 2021-22

Balance Sheet As On 31.03.2021

Particulars	Sch no.	Amount (in Rs.)
		As at 31st March 2021
SOURCES OF FUNDS		
Capital Fund	1	(70,091)
Current Liabilities	2	21,83,138
Interunit	3	1,66,467
TOTAL		22,79,514
APPLICATION OF FUNDS		
Fixed Assets	5	5,78,831
Current Assets	4	17,00,683
TOTAL		22,79,514

**For B.S. ABDUR RAHMAN CRESCENT
INSTITUTE OF SCIENCE AND TECHNOLOGY**


Member

Place : Chennai
Date : 17/01/2022

**For N.C. Rajagopal & Co.,
Chartered Accountants
FRN: 003398S**


**(Sumithra Ravichandran)
Partner
Membership no. 204068**



**Crescent Canteen BSAU
Seethakathi Estate Vandalur, Chennai 600048**

Assessment Year 2021-22

Income & Expenditure Account For The Year Ended 31-03-2021

Particulars	Sch. No.	Amount (in Rs.)
		Year Ended 31st March 2021
INCOME		
Sales	6	56,86,704
Other Income	7	2,850
Closing Stock		1,71,480
Total	(A)	58,61,034
EXPENDITURE		
Purchase	8	37,20,207
Direct Expenses	9	4,34,048
Indirect Expenses	10	17,29,856
Depreciation	5	47,014
TOTAL	(B)	59,31,125
Excess of Expenditure over Income	(B-A)	70,091
TOTAL		58,61,034

**For B.S. ABDUR RAHMAN CRESCENT
INSTITUTE OF SCIENCE AND TECHNOLOGY**

(Signature)
Member

Place : Chennai
Date : 17/01/2022

**For N.C. Rajagopal & Co.,
Chartered Accountants
No.22, Krishnaswamy Avenue,
Luz Church Road, Mylapore,
Chennai - 04
Firm Reg No.003398S**

(Signature)
(Sumithra Ravichandran)
Partner
Membership no. 204068



Crescent Canteen BSAU
Seethakathi Estate Vandalur, Chennai 600048

Assessment Year 2021-22
Schedules forming part of Balance Sheet

Particulars	Amount (in Rs.)	Amount (in Rs.)
Schedule- 1 : Capital Fund		
Opening Balance	-	
Add: Excess of Income over Expenditure	(70,091)	(70,091)
Total		(70,091)
Schedule- 2 : Current Liabilities		
Crescent General Stores		15,95,545
AADVIK AGENCY		10,750
Bills Payable		14,570
Poppat Jamal & Sons		-
Salary Payable		4,48,403
Sri Surya Kitchen Equipments		89,503
S.Selladurai Nadar Hotel & Catering World		24,367
Total		21,83,138
Schedule- 3: Interunit		
BSACIST -A/c		1,66,467
Total		1,66,467
Schedule- 4 : Current Assets		
Inventory		1,71,480
Sundry Debtors		
Administrative Office		670
Aeronautical Dept		600
Architecture Dept.		-
Automobile Engineering		520
CHEMISTRY DEPT.		-
CIIC Dept.		1,99,040
CIVIL		300
Commerce Dept.		840
Controller of Examination		36,870
Corporate Marketing Office		60
Crescent School of Business		2,195
CSE		180
DEAN (ACADAMIC)		470
Dean Civil Department		-
DEAN -CSE		-
DEAN (RESEARCH)		210
Dean SA(Student Affairs)		3,025
DEAN (SCIMS)		-
Director Admission		10
DIRECTOR-ARIA		-
Director -CSD		50
Director-Data Centre		350



65

Director-(ESAPIC)		5,140
Director -IQAC		-
Dr.Latha,HOD,CA Dept.		780
E.C.E DEPT.		140
E.E.E.		120
E&I		-
English Dept		460
HR & Establishment Office		200
I.T		30
Kaliluthin-CDM		-
Latha Tamil Selvan-MCA HOD		4,995
Law Department		-
LIBRARY		90
Life Science		-
MATHS DEPT.		80
M.B.A		420
M.C.A		60
Mechanical Dept.		-
Mithim-Accounts		-
Mr.NAVAKODI NARAYANAN		-
Muthu Priya-CA Dept.		-
Navakodi Narayanan		-
P.G.ADMISSION		200
Pharmacy Department		-
Physical Director		5,765
PLACEMENT CELL		-
POLYMER		2,751
PRO & MEDICAL STAFF TEAM		20,369
Registrar Admin. Office		-
Safeer Ahamed -Civil		-
Shah Abdul Kadar-Drf		-
Shahar Banu,Computer Application		-
Sheik Abdul Khader		-
Social Science and Humanities		-
The Secretary-ASP/IP Association		3,221
VC OFFICE		8,346
Estate Office		-
GM -Estate		565
Abdul Khader KMA		920
Bbc		-
Crhs School		-
DURAIKANNU-BBC STAFF		-
Men's Hostel		-
Post Office Exam.Tambaram		-
Qtrs Staff Club		-
TBAK Ladies Hostel		-
Cash & Bank Balances		83,762
Cash		-
Petty Cash		11,45,399
IOB A/C 27570		-
Total		17,00,683



Crescent Canteen BSAU
Seethakathi Estate Vandalur, Chennai 600048

Assessment Year 2021-22
Schedules forming part of Income & Expenditure A/C

Particulars	Amount 2021-22
Schedule- 6 : Sales	
Bamboo Cafe	94,503
Bill Sales	20,27,566
Corner Cafe	60,330
Main Canteen Cash Sales	35,04,305
Total	56,86,704
Schedule- 7 : Other Income	
Bank Interest	2,309
Miscellaneous Income	541
Donation Income	
Total	2,850
Schedule- 8 : Purchase	
Beverages (Tea & Coffee)	20,812
Frooti	21,153
Bakery Foods	84,160
Biscuits-Britania & Chocolates	1,28,929
Chicken	2,82,249
Chocolate-Nestle	4,888
Coffee Machine Items	85,567
Cool Drinks	3,20,146
Egg	1,04,920
FISH	14,063
Icecream	24,198
Milk	5,23,138
Mutton	69,172
Provisions	15,37,321
Sweets and Snacks	100
Vegetables & Fruits	4,52,115
Water Bottle	47,276
Total	37,20,207
Schedule- 9 : Direct Expenses	
Disposal Items	1,45,394
Food Preparation Charges	900
Gas Cylinder	2,87,755
Total	4,34,048
Schedule- 10 : Indirect Expenses	
Bank Charges	52
Conveyance	1,200
EB & Water	1,66,467
Freight Charges	77,021
General Expenses	3,350
Hospitality Charges	1,792
Kitchen Maintenance	1,878
Parking Charges	40
Repairs & Maintenance-General	9,010
Repairs & Maintenance-Kitchen	2,766
Salary	14,66,235
Toll Charges	45
Total	17,29,856



67

Crescent Canteen BSAU
Seethakathi Estate Vandalur, Chennai 600048

Assessment Year 2021-22

Schedule- 5 : Fixed Assets

S.No	Particulars	WDV As On		Additions		Deletions	Total	Rate	Depreciation	WDV As On 31.03.2021
		01.04.2020		>180 Days	<180 Days					
	Block 1: Furniture									
1	Furnitures & Fittings	-			2,17,724		2,17,724	10%	10,886	2,06,838
2	Kitchen Equipments	-			2,50,900		2,50,900	10%	12,545	2,38,355
	Block 2: Plant and Machinery									
3	Steam Boiler-Outer Body				1,57,221		1,57,221	15%	23,583	1,33,638
	Grand Total	-			4,68,624	-	6,25,845		47,014	5,78,831

