

**INDIAN INCOME TAX RETURN VERIFICATION FORM**  
 [Where the data of the Return of Income in Form ITR-1 (SAHAJ), ITR-2, ITR-2A, ITR-3, ITR-4S (SUGAM), ITR-4, ITR-5, ITR-7 transmitted electronically without digital signature] .  
 (Please see Rule 12 of the Income-tax Rules, 1962)

Assessment Year  
**2015 - 16**

**FORM ITR-V**

**PERSONAL INFORMATION AND THE DATE OF ELECTRONIC TRANSMISSION**

|   |                                       |                                     |  |
|---|---------------------------------------|-------------------------------------|--|
| Name<br><b>B S ABDUR RAHMAN INSTITUTE OF SCIENCE AND TECHNOLOGY</b> |                                       | PAN<br><b>AABTB5026G</b>            |  |
| Flat/Door/Block No<br><b>NO 4</b>                                   | Name Of Premises/Building/Village     |                                     | Form No. which has been electronically transmitted<br><b>ITR-7</b> |
| Road/Street/Post Office<br><b>MOORES ROAD</b>                       | Area/Locality<br><b>GREAMS ROAD</b>   |                                     |  |
| Town/City/District<br><b>CHENNAI</b>                                | State<br><b>TAMILNADU</b>             | Pin<br><b>600006</b>                | Status <b>AOP(Trusts)</b>  |
| Designation of AO (Ward / Circle) <b>EXEMPTIONS CIRCLE CHENNAI</b>  |                                       | Original or Revised <b>ORIGINAL</b> |  |
| E-filing Acknowledgement Number<br><b>838937420300915</b>           | Date(DD-MM-YYYY)<br><b>30-09-2015</b> |                                     |  |

**COMPUTATION OF INCOME AND TAX THEREON**

|    |                                  |    |        |
|----|----------------------------------|----|--------|
| 1  | Gross Total Income               | 1  | 0      |
| 2  | Deductions under Chapter-VI-A    | 2  | 0      |
| 3  | Total Income                     | 3  | 0      |
|    | a Current Year loss, if any      | 3a | 0      |
| 4  | Net Tax Payable                  | 4  | 0      |
| 5  | Interest Payable                 | 5  | 0      |
| 6  | Total Tax and Interest Payable   | 6  | 0      |
| 7  | Taxes Paid                       |    |        |
|    | a Advance Tax                    | 7a | 0      |
|    | b TDS                            | 7b | 102599 |
|    | c TCS                            | 7c | 0      |
|    | d Self Assessment Tax            | 7d | 0      |
|    | e Total Taxes Paid (7a+7b+7c+7d) | 7e | 102599 |
| 8  | Tax Payable (6-7e)               | 8  | 0      |
| 9  | Refund (7e-6)                    | 9  | 102600 |
| 10 | Exempt Income                    | 10 | 0      |
|    | Agriculture                      |    |        |
|    | Others                           |    | 0      |

**VERIFICATION**

I, Alhaj Khalid A.K.Buhari son/ daughter of M.K.M. Abdul Kadher, holding Permanent Account Number AAEPK9169N solemnly declare to the best of my knowledge and belief, the information given in the return and the schedules thereto which have been transmitted electronically by me vide acknowledgement number mentioned above is correct and complete and that the amount of total income and other particulars shown therein are truly stated and are in accordance with the provisions of the Income-tax Act, 1961, in respect of income chargeable to income-tax for the previous year relevant to the assessment year 2015-16. I further declare that I am making this return in my capacity as Trustee and I am also competent to make this return and verify it.

Sign here \_\_\_\_\_ Date **30-09-2015** Place **Chennai**

If the return has been prepared by a Tax Return Preparer (TRP) give further details as below:

|                           |             |                          |
|---------------------------|-------------|--------------------------|
| Identification No. of TRP | Name of TRP | Counter Signature of TRP |
|                           |             |                          |

For Office Use Only  
 Receipt No \_\_\_\_\_ Filed from IP address **183.83.49.231**  
 Date \_\_\_\_\_  
 Seal and signature of receiving official \_\_\_\_\_



AABTB5026G0783893742030091554F85343CCC495383104A34FF8471D1D1BE1BF7D

Please send the duly signed Form ITR-V to "Income Tax Department - CPC, Post Bag No - 1, Electronic City Post Office, Bengaluru - 560100, Karnataka", by **ORDINARY POST OR SPEED POST ONLY**, within 120 days from date of transmitting the data electronically. Form ITR-V shall not be received in any other office of the Income-tax Department or in any other manner. The confirmation of receipt of this Form ITR-V at ITD-CPC will be sent to the e-mail address [director.admission@bsauniv.ac.in](mailto:director.admission@bsauniv.ac.in)

Partners:


N.C. SUNDARARAJAN, F.C.A.  
G.N. GOPALARATHNAM, B.Sc., F.C.A., DISA  
V. ANANTHARAMAN, B.Com., F.C.A.  
M.V. RENGARAJAN, N.D.COM., F.C.A.



SUMITHRA RAVICHANDRAN, B.Sc., F.C.A.  
N.C. VIJAYKUMAR, B.Com., F.C.A., DISA  
V. CHANDRASEKARAN, B.Com., F.C.A.  
N. SUNDAR, B.Sc., F.C.A., DISA  
ARJUN .S, B.Com., A.C.A.

Ref:

*As*  
*Ms*  
*12/12*



FORM NO 10B  
(Sec rule 17B)

**Audit report under section 12A (b) of the Income Tax Act, 1961, in the case of  
charitable or religious trusts or institutions**

We have examined the balance sheet of **B.S. ABDUR RAHMAN UNIVERSITY OF SCIENCE & TECHNOLOGY, No.4, MOORSE ROAD, CHENNAI - 600 006. (Pan No.AABTB5026G)** as at 31.03.2015 and the Income and Expenditure account for the year ended on that date which are in agreement with the books of accounts maintained by the said trust. These financial statements are the responsibility of the management. Our responsibility is to express an opinion on these statements based on our audit.

We conducted our audit in accordance with auditing standards generally accepted in India. Those Standards require that we plan and perform the audit to obtain reasonable assurance about whether the financial statements are free of material misstatement. An audit includes examining, on a test basis, evidence supporting the amounts and disclosures in the financial statements. An audit also includes assessing the accounting principles used and significant estimates made by managements, as well as evaluating the overall financial statement presentation. We believe that our audit provides a reasonable basis for our opinion.

We have obtained all the information and explanations which to the best of our knowledge and belief were necessary for the purposes of the audit. In our opinion, proper books of account have been kept by the above named Trust, so far as appears from our examination of the books.

In our opinion and to the best of our information, and according to information given to us, the said accounts given a true and fair view -

- (i) In the case of the Balance Sheet of the state of affairs of the above named trust as on 31.03.2015, and
- (ii) In the case of the Income and Expenditure account excess of **Income over Expenditure** for the year ending on 31.03.2015.

The prescribed particulars are annexed hereto.

Place: Chennai  
Date : 30/09/2015

N.C. Rajagopal & Co.,  
Chartered Accountants  
Firm Regn.No:003398S

*Sumithra Ravichandran*  
(Sumithra Ravichandran)  
Partner  
Membership No.204068



## ANNEXURE

### STATEMENT OF PARTICULARS

#### I APPLICATION OF INCOME FOR CHARITABLE OR RELIGIOUS PURPOSES

|    |   |                   |
|----|---|-------------------|
| 1  | Amount of income of the previous year applied to charitable or religious purposes in India during that year   | Rs.8,817,34,433/- |
| 2  | Whether the trust has exercised the option under clause (2) of the Explanation to section 11(1)? If so, the details of the amount of income deemed to have been applied to charitable or religious purposes in India during the previous year | Nil               |
| 3  | Amount of income accumulated or set apart for application to charitable or religious purposes, to the extent it does not exceed 15 per cent of the income derived from property held under trust wholly for such purposes.                    | Nil               |
| 4  | Amount of income eligible for exemption under section 11(1)(c)? ( Give details)   | Nil               |
| 5  | Amount of income, in addition to the amount referred to in item 3 above, accumulated or set apart for specified purposes under section 11(2)  | Nil               |
| 6  | Whether the amount of income mentioned in item 5 above has been invested or deposited in the manner laid down in sec. 11(2)(b)? If so, the details thereof  | Nil               |
| 7  | Whether any part of the income in respect of which an option was exercised under clause (2) of the Explanation to sec.11(1) in any earlier year is deemed to be income of the previous year u/s 11(1B)? If so, the details thereof            | Nil               |
| 8  | Whether, during the previous year, any part of income accumulated or set apart for specified purposes u/s 11(2) in any earlier year   | Nil               |
| a) | has been applied for purposes other than charitable or religious purposes or has ceased to be accumulated or set apart for application thereto, or  | Nil               |
| b) | has ceased to remain invested in any security referred to in section 11(2)(b)(i) or deposited in any account referred to in sec.11(2)(b)(ii) or sec.11(2)(b)(iii), or   | Nil               |
| c) | has not been utilized for purposes for which it was accumulated or set apart during the period for which it was to be accumulated or set apart, or in the year immediately following the expiry thereof? If so, the details thereof           | Nil               |

**II APPLICATION OR USE OF INCOME OR PROPERTY FOR THE BENEFIT OF PERSONS REFERRED TO IN SECTION 13(3)**

- |   |  |     |
|---|--|-----|
| 1 | Whether any part of the income or property of the trust was lent, or continues to be lent, in the previous year to any person referred to in section 13(3) (hereinafter referred to in this Annexure as such person)? If so, give details of the amount, rate of interest charged and the nature of security, if any | Nil |
| 2 | Whether any land, building or other property of the trust was made, or continued to be made, available for the use of any such person during the previous year? If so, give details of the property and the amount of rent or compensation charged, if any   | Nil |
| 3 | Whether any payment was made to any such person during the previous year by way of salary, allowance or otherwise? If so, give details   | Nil |
| 4 | Whether the services of the trust were made available to any such person during the previous year? If so, give details thereof together with remuneration or compensation received, if any   | Nil |
| 5 | Whether any share, security or other property was purchased by or on behalf of the trust during the previous year from any such person? If so, give details thereof together with the consideration paid   | Nil |
| 6 | Whether any share, security or other property was sold by or on behalf of the trust during the previous year from any such person? If so, give details thereof together with the consideration received  | Nil |
| 7 | Whether any income or property of the trust was diverted during the previous year in favour of any such person? If so, give details thereof together with the amount of income or value of property so diverted  | Nil |
| 8 | Whether the income or property of the trust was used or applied during the previous year for the benefit of any such person in any other manner? If so, give details   | Nil |

III INVESTMENTS HELD AT ANY TIME DURING THE PREVIOUS YEAR(S) IN CONCERNS IN WHICH PERSONS REFERRED TO IN SECTION 13(3) HAVE A SUBSTANTIAL INTEREST

| Sl.No.         | Name and address of the concern | Whether the concern is a company, number and class of shares held | Nominal value of the investment | Income from the investment | Whether the amount in col. 4 exceeded 5 per cent of the capital of the concern during the previous year -say Yes/No | Remarks |
|----------------|---------------------------------|---|---------------------------------|----------------------------|---|---------|
| 1              | 2                               | 3   | 4                               | 5                          | 6   | 7       |
| NOT APPLICABLE |                                 |   |                                 |                            |   |         |

Place: Chennai  
Date: 30/09/2015

N.C. Rajagopal & Co.,  
Chartered Accountants  
Firm Regn.No:003398S

  
(SUMITHRA RAVICHANDRAN)  
Partner  
Membership No.204068

**B.S.ABDUR RAHMAN INSTITUTE OF SCIENCE & TECHNOLOGY,VANDALUR**  
SEETHAKATHI ESTATE, VANDALUR, CHENNAI - 600 048  
**ASSESSMENT YEAR 2015-2016**

**STATEMENT SHOWING RECEIPTS AND APPLICATIONS OF FUNDS**

**FOR THE YEAR ENDED 31.03.2015**

|  |             |             |                    |
|--|-------------|-------------|--------------------|
| <b>TOTAL INCOME AS PER INCOME AND EXPENDITURE</b>      |             |             | 801,936,712        |
| <b>85% of Income</b>                                   |             |             | 681,646,205        |
| <b>TOTAL EXPENDITURE AS PER INCOME AND EXPENDITURE</b> |             | 766,900,566 |                    |
| ADD: Additions to Fixed Assets                         | 401,030,787 |             |                    |
| LESS: Deletions  | 151,171,875 |             |                    |
| LESS: Depreciation                                     | 135,025,046 | 114,833,866 | 881,734,433        |
| <b>Excess of Expenditure over Income</b>               |             |             | <b>200,088,228</b> |

| <u>TAX PARTICULARS</u> |            |         |
|------------------------|------------|---------|
| Tax on above income    |            | NIL     |
| Less: TDS              |            | 102,599 |
|                        | Refund due | 102,599 |

**Note:** The Trust has spent more than 85% of its income (i.e. Rs.68,16,46,205/-) as per provisions of Section 11 of Income Tax Act, 1961.

The trust is making an application in Form 56D for claiming exemption u/s 10(23C)(vi) of Income Tax Act,1961.

This statement is prepared as per information  
and explanation given to us

For B.S.ABDUR RAHMAN INSTITUTE OF SCIENCE & TECHNOLOGY

  
Member

Finance Committee

Place: Chennai  
Date: 29/09/2015

N.C. RAJAGOPAL & CO  
CHARTERED ACCOUNTANTS  
No.22, Krishnaswamy avenue, Mylapore,  
Chennai - 600 004.  
FR No: 033985

  
(SUMITHRA RAVICHANDRAN, FCA.,)  
PARTNER  
M NO:204068



**B.S.Abdur Rahman Institute of Science & Technology**  
**Seethakathi Estate , Vandalur, Chennai - 600 048**

**Assesment Year 2015-16**  
**Consolidated Balance sheet at 31.03.2015**

| Particulars |                             | Sch No | Amount (Rs.) | Amount (Rs.)         |
|-------------|-----------------------------|--------|--------------|----------------------|
| <b>I.</b>   | <b>Sources of Fund:</b>     |        |              |                      |
| 1           | General fund                | I      |              | 829,385,119          |
| 2           | Loans & Advances            | II     |              | 91,906,697           |
| 3           | Endowment Fund              | III    |              | 545,000              |
|             | <b>Total</b>                |        |              | <b>921,836,816</b>   |
| <b>II</b>   | <b>Application of Funds</b> |        |              |                      |
|             | <b>Fixed Assets</b>         |        |              |                      |
|             | Gross Block                 |        | 949,394,902  |                      |
|             | Add: Additions              |        | 401,030,787  |                      |
|             | Less: Deletions             |        | 151,171,875  |                      |
|             | Less: Depreciation          | IV     | 135,025,046  |                      |
|             | <b>Net Block</b>            |        |              | <b>1,064,228,768</b> |
|             | Current Assets              | V      | -86,340,859  |                      |
|             | Less: Current Liabilities   | VI     | 56,051,094   |                      |
|             | <b>Net Current Assets</b>   |        |              | <b>-142,391,953</b>  |
|             | <b>Total</b>                |        |              | <b>921,836,816</b>   |

This statement is prepared as per information and explanation given to us

For **B.S.ABDUR RAHMAN INSTITUTE OF SCIENCE & TECHNOLOGY**

  
Member

Finance Committee

Place: Chennai  
Date: 29/09/2015

**N.C. RAJAGOPAL & CO**  
**CHARTERED ACCOUNTANTS**  
 No.22, Krishnaswamy avenue, Mylapore,  
 Chennai -600 004.  
 FR No: 03398S

  
 (SUMITHRA RAVICHANDRAN. FCA.,)  
**PARTNER**  
 M NO:204068


**B.S.Abdur Rahman Institute of Science & Technology**  
**Seethakathi Estate , Vandalur, Chennai - 600 048**

**Assesment Year 2015-16**  
**Consolidated Income & Expenditure account for the year ending 31.03.2015**

| Particulars |                                   | Sch No | Amount      | Amount      |
|-------------|-----------------------------------|--------|-------------|-------------|
| I           | Income                            | VII .  |             | 801,936,712 |
|             | Total                             |        |             | 801,936,712 |
| II          | Expenditure                       |        |             |             |
|             | Administration Overheads          | VIII   | 304,544,098 |             |
|             | Salary Expenses                   | X      | 327,123,093 |             |
|             | Bank Charges                      | IX     | 208,330     |             |
|             | Depreciation                      | IV     | 135,025,046 | 766,900,566 |
|             | Excess of Income Over Expenditure |        |             | 35,036,145  |
| Total       |                                   |        | 801,936,712 |             |

This statement is prepared as per information and explanation given to us

**For B.S.ABDUR RAHMAN INSTITUTE OF  
SCIENCE & TECHNOLOGY**



Member

Finance Committee

Place: Chennai  
Date: 29/09/2015

**N.C. RAJAGOPAL & CO**

**CHARTERED ACCOUNTANTS**  
No.22, Krishnaswamy avenue, Mylapore,  
Chennai - 600 004.

FR No: 033985



**(SUMITHRA RAVICHANDRAN, FCA.,)**  
**PARTNER**  
M NO:204068



**B.S.Abdur Rahman Institute of Science & Technology**  
Seethakathi Estate , Vandalur, Chennai - 600 048 .


Assesment Year 2015-16  
Consolidated Schedules Balance Sheet at 31.03.2015

(Amount in Rs.)


| Particulars                                 | BSA Sci & Tech Park | BSA University      | KBA Men's Hostel   | TBAK Ladies Hostel | Total                |
|---|---------------------|---------------------|--------------------|--------------------|----------------------|
| <b>Schedule I</b>                           |                     |                     |                    |                    |                      |
| <b>General Fund</b>                         |                     |                     |                    |                    |                      |
| Opening Balance                             | 64,370,311          | 554,974,402         | 94,477,810         | 25,026,451         | 738,848,974          |
| Add/(Less):-                                |                     |                     |                    |                    |                      |
| Corpus Fund                                 | -                   | 55,500,000          | -                  | -                  | 55,500,000           |
| Endowment Income                            | -                   | -                   | -                  | -                  | -                    |
| Excess/(Deficit) of Income over Expenditure | -574,092            | 18,205,153          | 18,902,370         | -1,497,285         | 35,036,145           |
| <b>Closing Balance</b>                      | <b>63,796,219</b>   | <b>628,679,554</b>  | <b>113,380,180</b> | <b>23,529,166</b>  | <b>829,385,119</b>   |
| <b>Schedule II</b>                          |                     |                     |                    |                    |                      |
| <b>Loans &amp; Advances</b>                 |                     |                     |                    |                    |                      |
| Loans & Advances                            |                     |                     |                    | 1,542,309          | 1,542,309            |
| Sundry Creditors                            | 20,000,000          |                     |                    |                    | 20,000,000           |
| Caution Deposit                             | -                   | 29,123,200          | 11,241,188         |                    | 40,364,388           |
| Bank Loan                                   | -                   | 30,000,000          | -                  | -                  | 30,000,000           |
| <b>Closing Balance</b>                      | <b>20,000,000</b>   | <b>59,123,200</b>   | <b>11,241,188</b>  | <b>1,542,309</b>   | <b>91,906,697</b>    |
| <b>Schedule III</b>                         |                     |                     |                    |                    |                      |
| <b>Endowment Fund</b>                       |                     |                     |                    |                    |                      |
| Indian Cultural Research Trust              | -                   | 545,000             | -                  | -                  | 545,000              |
| Add: Interest                               | -                   | -                   | -                  | -                  | -                    |
| <b>Closing Balance</b>                      | <b>-</b>            | <b>545,000</b>      | <b>-</b>           | <b>-</b>           | <b>545,000</b>       |
| <b>Grand Total</b>                          | <b>83,796,219</b>   | <b>688,347,754</b>  | <b>124,621,368</b> | <b>25,071,475</b>  | <b>921,836,816</b>   |
| <b>Schedule IV</b>                          |                     |                     |                    |                    |                      |
| <b>Fixed Assests</b>                        |                     |                     |                    |                    |                      |
| Opening Balance                             | 598,114             | 845,232,717         | 98,633,692         | 4,930,378          | 949,394,902          |
| Add: Additions                              | -                   | 387,032,855         | 2,050,474          | 11,947,458         | 401,030,787          |
| Less: Deletions                             | -                   | 140,783,804         | 5,000              | 10,383,071         | 151,171,875          |
| Less: Depreciation                          | 89,717              | 122,514,206         | 11,094,959         | 1,326,164          | 135,025,046          |
| <b>Closing Balance</b>                      | <b>508,397</b>      | <b>968,967,562</b>  | <b>89,584,207</b>  | <b>5,168,601</b>   | <b>1,064,228,768</b> |
| <b>Schedule V</b>                           |                     |                     |                    |                    |                      |
| <b>Current Assets</b>                       |                     |                     |                    |                    |                      |
| <b>Branch Balances</b>                      |                     |                     |                    |                    |                      |
| B.S Abdur Rahman university                 | 13,192,480          | -                   | 11,897,509         | 36,058,303         | 61,148,291           |
| TBAK Ladies Hostel                          | -                   | -36,058,302         | 11,613,359         | -                  | -24,444,943          |
| KBA Mens Hostel                             | -                   | -11897509           | -                  | -11,613,359        | -23,510,868          |
| B.S Abdur Rahman Science and Technology     | -                   | -13,192,480         | -                  | -                  | -13,192,480          |
| <b>Total</b>                                | <b>13,192,480</b>   | <b>-61,148,291</b>  | <b>23,510,868</b>  | <b>24,444,944</b>  | <b>-</b>             |
| <b>Related Division Balances</b>            |                     |                     |                    |                    |                      |
| All India Islamic Foundation                | -                   | -75,272,622         | 234,393            | -                  | -75,038,230          |
| AIIF Ladies Hostel                          | -                   | -10,000,000         | -                  | -                  | -10,000,000          |
| Crescent School                             | -                   | -85,272,622         | 234,393            | -                  | -85,038,230          |
| <b>Total</b>                                | <b>-</b>            | <b>-166,045,244</b> | <b>234,393</b>     | <b>-</b>           | <b>-165,810,851</b>  |
| <b>Closing Balance</b>                      | <b>13,192,480</b>   | <b>-146,420,913</b> | <b>23,745,260</b>  | <b>24,444,944</b>  | <b>-85,038,230</b>   |
| <b>Cash &amp; Bank Balances</b>             |                     |                     |                    |                    |                      |
| Cash-in-hand                                | -                   | 84,001              | 17,660             | 19,957             | 121,618              |
| Bank Balances                               | 20,095,342          | -159,830,087        | 11,963,608         | 671,651            | -127,099,486         |
| <b>Total</b>                                | <b>20,095,342</b>   | <b>-159,746,086</b> | <b>11,981,268</b>  | <b>691,608</b>     | <b>-126,977,868</b>  |
| <b>Deposits</b>                             |                     |                     |                    |                    |                      |
| Fixed Deposits                              | 50,000,000          | 3,147,139           | -                  | -                  | 53,147,139           |
| Other Deposits                              | -                   | 4,307,018           | 4,107,960          | 100,934            | 8,515,912            |
| <b>Total</b>                                | <b>50,000,000</b>   | <b>7,454,157</b>    | <b>4,107,960</b>   | <b>100,934</b>     | <b>61,663,051</b>    |

*Handwritten signature*

| Particulars                                    | BSA Sci & Tech Park | BSA University      | KBA Men's Hostel  | TBAK Ladies Hostel | Total               |
|--|---------------------|---------------------|-------------------|--------------------|---------------------|
| <b>Loans &amp; Advances(Assets)</b>            |                     |                     |                   |                    |                     |
| Advance given to Suppliers                     | -                   | 58,136,028          | 1,218,310         | -3,006,188         | 56,348,150          |
| Salary Advance                                 | -                   | -                   | 781,520           | 110,535            | 892,055             |
| <b>Total</b>                                   | -                   | <b>58,136,028</b>   | <b>1,999,830</b>  | <b>-2,895,653</b>  | <b>57,240,205</b>   |
| <b>Receivables</b>                             |                     |                     |                   |                    |                     |
| Department Advances                            | -                   | 360,898             | -                 | -                  | 360,898             |
| Fee Receivable                                 | -                   | 5,699,100           | 358,931           | 119,247            | 6,177,278           |
| <b>Total</b>                                   | -                   | <b>6,059,998</b>    | <b>358,931</b>    | <b>119,247</b>     | <b>6,538,176</b>    |
| TDS Receivable                                 |                     | 233,806             | -                 | -                  | 233,806             |
| <b>Grand Total</b>                             | <b>83,287,822</b>   | <b>-234,283,011</b> | <b>42,193,249</b> | <b>22,461,080</b>  | <b>-86,340,860</b>  |
| <b>Schedule VI</b>                             |                     |                     |                   |                    |                     |
| <b>Current Liabilities</b>                     |                     |                     |                   |                    |                     |
| <b>Projects</b>                                |                     |                     |                   |                    |                     |
| Dr. Easwaramoorthy Project                     | -                   | 144,662             | -                 | -                  | 144,662             |
| Dr.J. Elangovan (Chemistry Dept )              | -                   | 255,454             | -                 | -                  | 255,454             |
| Dr. Revathy Civil Dept Project                 | -                   | 485                 | -                 | -                  | 485                 |
| Gajalakshmi (Civil )Project                    | -                   | 147,642             | -                 | -                  | 147,642             |
| Mahasampath Gowri Project                      | -                   | 158,662             | -                 | -                  | 158,662             |
| Mrs. Bagavathy (Chemi)Project                  | -                   | 606                 | -                 | -                  | 606                 |
| Nano Project                                   | -                   | -258,923            | -                 | -                  | -258,923            |
| PROF. Abdul Kader (Poly Dept)                  | -                   | 208,882             | -                 | -                  | 208,882             |
| Prof. Abdul Majeeth Project                    | -                   | 310,563             | -                 | -                  | 310,563             |
| Prof Amanulla Sir Project                      | -                   | 1,610               | -                 | -                  | 1,610               |
| Prof. K.N. Srinivas Project                    | -                   | 332,823             | -                 | -                  | 332,823             |
| Prof Rajendran Mech Dept Project               | -                   | -177,089            | -                 | -                  | -177,089            |
| Raja Mohamed Project (Phy Dept )               | -                   | 237,306             | -                 | -                  | 237,306             |
| Revathy Purushotaman Project (Chemistry Dept ) | -                   | 75,733              | -                 | -                  | 75,733              |
| Thirumalai Project (Phy Dept )                 | -                   | 162,255             | -                 | -                  | 162,255             |
| Elangovan Project( Second Project )            | -                   | 12,190              | -                 | -                  | 12,190              |
| Kathikeyan Project                             | -                   | 52,778              | -                 | -                  | 52,778              |
| Komalavalli Project                            | -                   | 530,000             | -                 | -                  | 530,000             |
| Mohanmad Kurshid Allam Project                 | -                   | 236,000             | -                 | -                  | 236,000             |
| Noor Aman Ahar                                 | -                   | 1,315,429           | -                 | -                  | 1,315,429           |
| Sai Harini Chemistry Project                   | -                   | 131,230             | -                 | -                  | 131,230             |
| Shazia Jamal Project                           | -                   | 215,846             | -                 | -                  | 215,846             |
| Soumen Bera Project                            | -                   | 73,622              | -                 | -                  | 73,622              |
| Vajjiravel Murugesan Project                   | -                   | 1,168,380           | -                 | -                  | 1,168,380           |
| Vasantha KumarI Project (NRB) 332 MAT          | -                   | 1,004,055           | -                 | -                  | 1,004,055           |
| Asha Jhonsi                                    | -                   | 159,821             | -                 | -                  | 159,821             |
| Beer Mohammed                                  | -                   | 481,800             | -                 | -                  | 481,800             |
| <b>Total</b>                                   | -                   | <b>6,981,821</b>    | -                 | -                  | <b>6,981,821</b>    |
| <b>Sundry Creditors</b>                        |                     |                     |                   |                    |                     |
| Sundry Creditors                               | -                   | 16,455,237          | 7,084,246         | 2,541,944          | 26,081,427          |
| <b>Total</b>                                   | -                   | <b>16,455,237</b>   | <b>7,084,246</b>  | <b>2,541,944</b>   | <b>26,081,427</b>   |
| Employee Benefits Payable                      | -                   | 20,877,653          | -                 | -                  | 20,877,653          |
| Statutory Due Payables                         | -                   | 1,189,907           | 71,843            | 16,263             | 1,278,013           |
| Other Payables                                 | -                   | 832,180             | -                 | -                  | 832,180             |
| <b>Total</b>                                   | -                   | <b>22,899,740</b>   | <b>71,843</b>     | <b>16,263</b>      | <b>22,987,846</b>   |
| <b>Grand Total</b>                             | -                   | <b>46,336,798</b>   | <b>7,156,089</b>  | <b>2,558,207</b>   | <b>56,051,094</b>   |
| <b>Current Assets</b>                          | <b>83,287,822</b>   | <b>-234,283,011</b> | <b>42,193,249</b> | <b>22,461,080</b>  | <b>-86,340,860</b>  |
| <b>Less:</b>                                   |                     |                     |                   |                    |                     |
| <b>Current Liabilities</b>                     | -                   | <b>46,336,798</b>   | <b>7,156,089</b>  | <b>2,558,207</b>   | <b>56,051,094</b>   |
| <b>Net Current Assets</b>                      | <b>83,287,822</b>   | <b>-280,619,809</b> | <b>35,037,160</b> | <b>19,902,873</b>  | <b>-142,391,954</b> |



| Particulars              | BSA Sci & Tech Park | BSA University     | KBA Men's Hostel  | TBAK Ladies Hostel | Total              |
|--------------------------|---------------------|--------------------|-------------------|--------------------|--------------------|
| <b>Schedule VII</b>      |                     |                    |                   |                    |                    |
| Income                   | 15,625              | 695,978,173        | 87,255,723        | 18,687,191         | 801,936,712        |
| <b>Total</b>             | <b>15,625</b>       | <b>695,978,173</b> | <b>87,255,723</b> | <b>18,687,191</b>  | <b>801,936,712</b> |
| <b>Schedule VIII</b>     |                     |                    |                   |                    |                    |
| Sponsorship              | 500,000             |                    |                   |                    | 500,000            |
| Administration Overheads | -                   | 231,067,347        | 57,258,394        | 15,718,357         | 304,044,098        |
| <b>Total</b>             | <b>500,000</b>      | <b>231,067,347</b> | <b>57,258,394</b> | <b>15,718,357</b>  | <b>304,544,098</b> |
| <b>Schedule IX</b>       |                     |                    |                   |                    |                    |
| <b>Finance Cost</b>      |                     |                    |                   |                    |                    |
| Bank Charges             | -                   | 196,090            |                   | 12,240             | 208,330            |
| Bank Interest paid       | -                   |                    |                   |                    |                    |
| <b>Total</b>             | <b>-</b>            | <b>196,090</b>     | <b>-</b>          | <b>12,240</b>      | <b>208,330</b>     |
| <b>Schedule X</b>        |                     |                    |                   |                    |                    |
| <b>Employees Cost</b>    |                     |                    |                   |                    |                    |
| Salary Expenses          | -                   | 323,995,378        |                   | 3,127,715          | 327,123,093        |
| <b>Total</b>             | <b>-</b>            | <b>323,995,378</b> | <b>-</b>          | <b>3,127,715</b>   | <b>327,123,093</b> |
| Depreciation             | 89,717              | 122,514,206        | 11,094,959        | 1,326,164          | 135,025,046        |
| <b>Total</b>             | <b>89,717</b>       | <b>122,514,206</b> | <b>11,094,959</b> | <b>1,326,164</b>   | <b>135,025,046</b> |
| <b>Grand Total</b>       | <b>589,717</b>      | <b>677,773,021</b> | <b>68,353,353</b> | <b>20,184,476</b>  | <b>766,900,566</b> |



**B.S.Abdur Rahman Institute of Science & Technology**  
**B.S.Abdur Rahman Science & Technology**  
 Seethakathi Estate , Vandalur, Chennai - 600 048


Assesment Year 2015-16  
 Balance sheet at 31.03.2015

(Amount in Rs)

|           | Particulars                 | Sch No | Amount     | Amount            |
|-----------|-----------------------------|--------|------------|-------------------|
| <b>I.</b> | <b>Sources of Fund:</b>     |        |            |                   |
| 1         | General fund                | I      |            | 63,796,219        |
| 2         | Sundry Creditors            | 2      |            | 20,000,000        |
|           | <b>Total</b>                |        |            | <b>83,796,219</b> |
| <b>II</b> | <b>Application of Funds</b> |        |            |                   |
|           | Fixed Assets                |        |            |                   |
|           | Gross Block                 |        | 598,114    |                   |
|           | Add: Additions              |        | -          |                   |
|           | Less: Deletions             |        | -          |                   |
|           | Less: Depreciation          | VI     | 89,717     |                   |
|           | <b>Net Block</b>            |        |            | <b>508,397</b>    |
|           | Current Assets              | II     | 83,287,822 |                   |
|           | Less: Current Liabilities   |        | -          |                   |
|           | <b>Net Current Assets</b>   |        |            | <b>83,287,822</b> |
|           | <b>Total</b>                |        |            | <b>83,796,219</b> |

This statement is prepared as per information and  
 explanation given to us

For B.S.Abdur Rahman Institute of  
 Science & Technology

  
 Member

Finance Committee

**N.C. RAJAGOPAL & CO**  
**CHARTERED ACCOUNTANTS**  
 No.22, Krishnaswamy avenue, Mylapore,  
 Chennai - 600 004.  
 FR No: 003398S

  
 (SUMITHRA RAVICHANDRAN. FCA.)

PARTNER

M NO:204068



Place : Chennai  
 Date: 29/09/2015


**B.S.Abdur Rahman Institute of Science & Technology**  
**B.S.Abdur Rahman Science & Technology**  
 Seethakathi Estate , Vandalur, Chennai - 600 048

**Assesment Year 2015-16**  
**Income & Expenditure account for the year ending 31.03.2015**

| Particulars |  | Sch No  | Amount  | Amount   |
|-------------|--|---------|---------|----------|
| I           | <b>Income</b>                            | IV      | 15,625  |          |
|             | Total                                    |         | 15,625  | 15,625   |
| II          | <b>Expenditure</b>                       | V<br>VI |         |          |
|             | Sponsorship expenses                     |         | 500,000 |          |
|             | Depreciation                             |         | 89,717  |          |
|             | <b>Total</b>                             |         | 589,717 | 589,717  |
| III         | <b>Excess of Income Over Expenditure</b> |         |         | -574,092 |
|             |  |         |         |          |

This statement is prepared as per information and explanation given to us

For B.S.Abdur Rahman Institute of  
 Science & Technology



**Member**  
**Finance Committee**

Place : Chennai  
 Date: 29/09/2015

**N.C. RAJAGOPAL & CO**  
**CHARTERED ACCOUNTANTS**


No.22, Krishnaswamy avenue, Mylapore,  
 Chennai - 600 004.

FR No: 03398S

  
 (SUMITHRA RAVICHANDRAN. FCA.,)

**PARTNER**

M NO: 204068

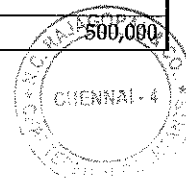


B.S.Abdur Rahman Institute of Science & Technology  
B.S.Abdur Rahman Science & Technology

Schedules Forming Part of Balance Sheet & Income & Expenditure as on 31.03.2015  
Assesment Year 2015-16  
Balance Sheet at 31.03.2015

(Amount in Rs.)

| Particulars                                 | Amount     |
|---|------------|
| <b>Schedule I</b>                           |            |
| <u>General Fund</u>                         |            |
| Opening Balance                             | 64,370,311 |
| Add/(Less):-                                |            |
| Corpus Fund                                 |            |
| Excess/(Deficit) of Income over Expenditure | (574,092)  |
| Closing Balance                             | 63,796,219 |
| Grand Total                                 | 63,796,219 |
| <b>Schedule II</b>                          |            |
| <b>Sundry Creditors</b>                     |            |
| Short term loan from Indian Overseas Bank   | 20,000,000 |
| Grand Total                                 | 20,000,000 |
| <b>Schedule III</b>                         |            |
| <u>Current Assets</u>                       |            |
| <u>Branch Balances</u>                      |            |
| B.S. Abdurrahman University A/c             | 13,192,480 |
| Total                                       | 13,192,480 |
| <u>Cash &amp; Bank Balances</u>             |            |
| Indian Overseas Bank 12699                  | 20,095,342 |
| Total                                       | 20,095,342 |
| <u>Deposits</u>                             |            |
| Fixed Deposits                              | 50,000,000 |
| Total                                       | 50,000,000 |
| Grand Total                                 | 83,287,822 |
| <b>Schedule IV</b>                          |            |
| <u>Income</u>                               |            |
| Bank Intrest                                | 15,625     |
| Total                                       | 15,625     |
| <b>Schedule V</b>                           |            |
| <u>Expenses</u>                             |            |
| Sponsorship ( Dr.M.G.R Educational Trust )  | 500,000    |
| Total                                       | 500,000    |




B.S.Abdur Rahman Institute of Science & Technology  
 B.S.Abdur Rahman Science & Technology  
 Assesment Year 2015-16

Schedule 6

**FIXED ASSETS:**

(Amount in Rs.)

| Particulars              | WDV as on<br>01.04.2014 | Additions                |                       | Deletions | Total  | Depreciation |        | WDV as on 31.03.2015 |
|--------------------------|-------------------------|--------------------------|-----------------------|-----------|--------|--------------|--------|----------------------|
|                          |                         | More<br>than 180<br>days | Less than<br>180 days |           |        | Rate         | Amount |                      |
| Vehicle:                 |                         |                          |                       |           |        |              |        |                      |
| Skoda Octavia Tr01ah9495 | 598114                  |                          |                       |           | 598114 | 15%          | 89717  | 598114               |
| Total                    | 598114                  | 0                        | 0                     | 0         | 598114 |              | 89717  | 598114               |
| Grand Total              | 598114                  | 0                        | 0                     | 0         | 598114 |              | 89717  | 508397               |



**B.S.Abdur Rahman Institute of Science & Technology**  
**B.S.Abdur Rahman University**  
 Seethakathi Estate , Vandalur, Chennai - 600 048

Assesment Year 2015-16  
 Balance sheet at 31.03.2015

| Particulars                    | Sch No | Amount(Rs.)  | Amount(Rs.)        |
|--------------------------------|--------|--------------|--------------------|
| <b>I. Sources of Fund:</b>     |        |              |                    |
| 1 General fund                 | I      |              | 628,679,554        |
| 2 Loans & Advances             | II     |              | 59,123,200         |
| 3 Endowment fund               | III    |              | 545,000            |
| Total                          |        |              | <b>688,347,754</b> |
| <b>II Application of Funds</b> |        |              |                    |
| Fixed Assets                   |        |              |                    |
| Gross Block                    |        | 845,232,717  |                    |
| Add: Additions                 |        | 387,032,855  |                    |
| Less: Deletions                |        | 140,783,804  |                    |
| Less: Depreciation             | IV     | 122,514,206  |                    |
| Net Block                      |        | 968,967,563  | 968,967,563        |
| Current Assets                 | V      | -234,248,366 |                    |
| Less: Current Liabilities      | VI     | 46,371,443   |                    |
| Net Current Assets             |        |              | -280,619,809       |
| Total                          |        |              | <b>688,347,754</b> |

This statement is prepared as per information and explanation given to us

For B.S.Abdur Rahman Institute  
of Science & Technology



( Member )

Finance Committee

Place:

Date: 29/09/2015

N.C. RAJAGOPAL & CO

CHARTERED ACCOUNTANTS

No.22, Krishnaswamy avenue, Mylapore,  
 Chennai - 600 004.

FR No: 03398S



(SUMITHRA RAVICHANDRAN. FCA.,)

PARTNER

M NO:204068





**B.S.Abdur Rahman Institute of Science & Technology**  
**B.S.Abdur Rahman University**  
 Seethakathi Estate , Vandalur, Chennai - 600 048


Assesment Year 2015-16

**Income & Expenditure account for the year ending 31.03.2015**

| Particulars                                  | Sch No | Amount      | Amount             |
|--|--------|-------------|--------------------|
| <b>I Income</b>                              | VII    | 695,978,173 | <b>695,978,173</b> |
| Total  |        |             |                    |
| <b>II Expenditure</b>                        | VIII   |             | <b>677,773,021</b> |
| Other Overheads                              |        | 231,067,347 |                    |
| Salary Expenses                              |        | 323,995,378 |                    |
| Bank Charges                                 |        | 196,090     |                    |
| Depreciation                                 | IV     | 122,514,206 |                    |
| <b>Total</b>                                 |        |             |                    |
| <b>III Excess of Income Over Expenditure</b> |        |             | <b>18,205,153</b>  |


This statement is prepared as per information and explanation given to us

For B.S.Abdur Rahman Institute of Science & Technology

  
 (Member)  
 Finance Committee

Place: Chennai  
 Date: 29/09/2015

**N.C. RAJAGOPAL & CO**  
 CHARTERED ACCOUNTANTS  
 No.22, Krishnaswamy avenue, Mylapore,  
 Chennai - 600 004.  
 FR No: 033985

  
 (SUMITHRA RAVICHANDRAN, FCA.,)  
 PARTNER  
 M NO: 204068

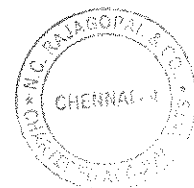


**B.S.Abdur Rahman Institute of Science & Technology**  
**B.S.Abdur Rahman University**  
**Seethakathi Estate , Vandalur, Chennai - 600 048**

Assesment Year 2015-16  
Balance Sheet at 31.03.2015

(Amount in Rs.)

| Particulars                                 | Amount               |
|---|----------------------|
| <b>Schedule I</b>                           |                      |
| <b><u>General Fund</u></b>                  |                      |
| Opening Balance                             | 534,974,402          |
| Add : Donation                              | 20,000,000           |
| Add/(Less):-                                | 554,974,402          |
| Corpus Fund                                 | 55,500,000           |
| Excess/(Deficit) of Income over Expenditure | 18,205,153           |
| Closing Balance                             | 628,679,554          |
| <b>Grand Total</b>                          | <b>628,679,554</b>   |
| <b>Schedule II</b>                          |                      |
| <b><u>Loans &amp; Advances</u></b>          |                      |
| Caution Deposit                             | 29,123,200           |
| Bank Loan-Indian Overseas Bank              | 30,000,000           |
| Closing Balance                             | 59,123,200           |
| <b>Grand Total</b>                          | <b>59,123,200</b>    |
| <b>Schedule III</b>                         |                      |
| <b><u>Endowment Fund</u></b>                |                      |
| Indian Cultural Research trust              | 545,000              |
| Add: Endowment Income                       | -                    |
| Closing Balance                             | 545,000              |
| <b>Grand Total</b>                          | <b>545,000</b>       |
| <b>Schedule V</b>                           |                      |
| <b><u>Current Assets</u></b>                |                      |
| <b><u>Branch Balances</u></b>               |                      |
| All India Islamic Foundation                | (75,272,622)         |
| A.I.I.F Ladies Hostel                       | (36,058,302)         |
| KBA Mens Hostel                             | (11,897,509)         |
| B.S Abdur Rahman Science and Technology     | (13,192,480)         |
| Crescent School                             | (10,000,000)         |
| <b>Total</b>                                | <b>(146,420,913)</b> |




|  |                      |
|--|----------------------|
| <b>Cash &amp; Bank Balances</b>                      |                      |
| Cash-in-hand   | 84,001               |
| Indian Overseas Bank 11618                           | 7,086                |
| Indian Over Seas Bank 14605(Mrs Bagavathy Proj)      | 101,546              |
| Indian Overseas Bank 15254 (Plac.Fees)               | 32,708               |
| Indian Overseas Bank 15255 (Mem.Fees)                | 7,573                |
| Indian Overseas Bank 15256 (Cau.Depo)                | 835,652              |
| Indian Overseas Bank 15257(Int.Net Fee)              | 357,946              |
| Indian Overseas Bank 786                             | (182,450,226)        |
| Indian Overseas Bank 16858 (Mahasampath Gowri Rpoje) | 58,662               |
| Indian Overseas Bank 16860                           | 129                  |
| INDIAN OVERSEAS BANK 17860 (Dr Elangovan Project)    | 13,222               |
| Indian Overseas Bank 18418(Dr Revathy Project)       | 485                  |
| Indian Overseas Bank 19978 ( Karthikeyan Project )   | 52,778               |
| Indian Overseas Bank 20175(Sponsored Project )       | 6,333,998            |
| Indian Overseas Bank 20741 (Fitness Project)         | 7,541                |
| Indian Overseas Bank 18552 (Dr.Easwaramo. Project)   | 35,037               |
| Indian Overseas Bank 18606 (Dr. Rajendran Project)   | 15,534               |
| INDIAN OVERSEAS BANK 18667 (ICNM*13)                 | 4,007                |
| Indian Overseas Bank 18919 A/c (Revathy Puru Projec) | 229,277              |
| Indian Over Seas Bank 19238 (Dr. Raja Md Project P   | 67,306               |
| Indian Overseas Bank 19339(Dr Thirumalai Project Ph  | 4,911                |
| Indian Overseas Bank 19354 (Sponsered Research Proj  | 1,267,029            |
| IndianOverseas Bank 19902 (Kajalakshmi Pro           | 165,242              |
| Indian Overseas Bank 4850                            | 261,820              |
| Indian Overseas Bank 6314                            | 37,553               |
| Indian Overseas Bank A/c 440                         | 8,861,338            |
| Indian Overseas Bank A/c No 460                      | 377,555              |
| Indian Overseas Bank (Bsa Univ Convvoc-15806         | 261,058              |
| INDIAN OVERSEAS BANK BUS FEES A/C 19195              | 1,317,573            |
| Natioan Grindlays Bank                               | 1                    |
| State Bank of India A/c No 10565262618               | 1,889,389            |
| T.M.B Ltd 096100050006096                            | 16,186               |
| <b>Total</b>   | <b>(159,746,086)</b> |
| <b>Deposits</b>                                      |                      |
| Fixed Deposits                                       | 3,147,139            |
| Balsubramaniam Auto disel Centre                     | 500,000              |
| Cylinder Deposit                                     | 21,400               |
| Electricity Deposit                                  | 2,268,899            |
| Endowment Deposits                                   | 1,000,000            |
| IIT Membership Deposits                              | 12,000               |
| Petrol Deposits                                      | 2,000                |
| Security Deposits                                    | 150,000              |
| Telephone Deposits                                   | 53,719               |
| Watercharges Deposits                                | 119,000              |
| Nallambakkam Staff Qtrs Security Deposit             | 180,000              |
| <b>Total</b>   | <b>7,454,157</b>     |



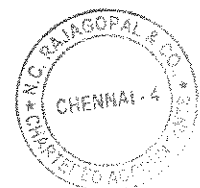
|   |                      |
|---|----------------------|
| <b>Loans &amp; Advances(Assets)</b>                 | 4,889,471            |
| Estate Office Staff Salary Advance                  | 4,402,140            |
| Buharia Facility Management                         | 13,279,610           |
| Buhari Estate And Company                           | 1,889,600            |
| Furniture(Advance)                                  | 480,000              |
| Prestige Building Material                          | 400,000              |
| RK Plumbing Material                                | 10,000               |
| Bulk Sms Security Deposit                           | 1,350,167            |
| Advance to Lift                                     | -2,863,945           |
| Advance to Chiller Plan                             | 10                   |
| Invertor and Washing Maching (Nallambakkam Staff Qt | 138,000              |
| Kolapakkam Staff Qtrs Advance                       | 600,000              |
| Labour Shed (Constrctioun )Security Deposit         | 935,013              |
| Festival Advance                                    | 600,000              |
| Advance to Vice Chancellor                          | 95,932               |
| Advance Vehicle                                     | 30,000,000           |
| Mobilisation Advance                                | 56,205,998           |
| <b>Total</b>  |                      |
| <b>Receivables</b>                                  | 360,898              |
| Department Advances                                 | 1,511,000            |
| Tuition Fees Receivable 2013-14                     | 4,089,100            |
| Tuition Fees Receivable 2014-15                     | 99,000               |
| Tuition Fees Receivable A/c                         | 6,059,998            |
| <b>Total</b>  |                      |
| Advance Paid to E.M.E                               | 1,930,030            |
| PF Payable  | 34,645               |
| TDS Receivable                                      | 233,806              |
| <b>Grand Total</b>                                  | <b>(234,248,366)</b> |
| <b>Schedule VI</b>                                  |                      |
| <b>Current Liabilities</b>                          |                      |
| <b>Projects</b>                                     | 144,662              |
| Dr. Easwaramoorthy Project                          | 255,454              |
| Dr.J. Elangovan (Chemistry Dept )                   | 485                  |
| Dr. Revathy Civil Dept Project                      | 147,642              |
| Gajalakshmi (Civil )Project                         | 158,662              |
| Mahasampath Gowri Project                           | 606                  |
| Mrs. Bagavathy (Chemi)Project                       | (258,923)            |
| Nano Project  | 208,882              |
| Prof. Abdul Kader (Poly Dept)                       | 310,563              |
| Prof. Abdul Majeeth Project                         | 1,610                |
| Prof Amanulla Sir Project                           | 332,823              |
| Prof. K.N. Srinivas Project                         | (177,089)            |
| Prof Rajendran Mech Dept Project                    | 237,306              |
| Raja Mohamed Project (Phy Dept )                    | 75,733               |
| Revathy Purushotaman Project (Chemistry Dept )      | 162,255              |
| Thirumalai Project (Phy Dept )                      | 12,190               |
| Elangovan Project( Second Project )                 | 52,778               |
| Kathikeyan Project                                  | 530,000              |
| Komalavalli Project                                 | 236,000              |
| Mohammad Kurshid Allam Project                      | 1,315,429            |
| Noor Aman Ahar                                      | 131,230              |
| Sai Harini Chemistry Project                        | 215,846              |
| Shazia Jamal Project                                | 73,622               |
| Soumen Bera Project                                 | 1,168,380            |
| Vajjiravel Murugesan Project                        | 1,004,055            |
| Vasantha Kumari Project (NRB) 332 MAT               | 159,821              |
| Asha Jhonsi   | 481,800              |
| Beer Mohammed                                       |                      |
| <b>Total</b>  | <b>6,981,821</b>     |



|   |             |
|---|-------------|
|   | 822,582     |
| <b>Sundry Creditors</b>                         | 2,359       |
| Sponsor from Outsource                          |             |
| Accord Elevators                                | 11,534,042  |
| Bills Payable                                   | 2,761,460   |
| Cambridge BEC Exam                              | 230,000     |
| Ccna Course                                     | 290         |
| Chennai Ford                                    | 57,400      |
| Sustainability Solution                         | 28,551      |
| ESI Contribution                                | 11,036      |
| Evametal Product                                | 350,000     |
| Other Deductions from Estate office             | 173,597     |
| Eta Star Elevator P Ltd                         | -4,080      |
| Ford Training Programe                          |             |
| PF-Estate office                                | 56,000      |
| I C N M *13 A/C (Inter.National Conference /AC) | 320,000     |
| Nlo Testing Charges                             | 112,000     |
| Vikram Solar Pvt Ltd                            |             |
| Oracle Course Osp                               |             |
| Sponsered Research Project Overhead             | 16,455,237  |
| <b>Total</b>                                    |             |
|   | 150,430     |
| Salary Advances( with Held Salary )             | 20,912,298  |
| Salary Payable                                  | 956,677     |
| Provident Fund Payable A/c                      |             |
| (Teaching , Non Teaching Admin & Tech Staff)    | 233,230     |
| Tds Payable A/c                                 | 531,750     |
| Tuition Fees 2015-16                            | 150,000     |
| Tuition Fees 2016-17                            |             |
| <b>Total</b>                                    | 22,934,385  |
| <b>Grand Total</b>                              | 46,371,443  |
| <b>Schedule VII</b>                             |             |
| <b>Income</b>                                   | 7,775,500   |
| Re Do Course Fees                               | 173,624,000 |
| Tuition Fees                                    | 8,100,000   |
| Tuition Fees (Appollo Tyres)                    | 679,500     |
| BA Tutition Fees                                | 32,447,500  |
| B. Arch   | 346,742,000 |
| B.Tech ( U.G )                                  | 13,825,000  |
| MBA ( P.G )                                     | 8,250,000   |
| MCA ( P.G )                                     | 345,000     |
| MSC   | 16,310,000  |
| M.Tech ( P.G )                                  | 5,573,200   |
| Ph.D  | 19,915      |
| Convocation Fees                                | 1,051,400   |
| Communication Skill Training fee                | 144,574     |
| Drawing Instruments                             | 11,554,487  |
| Electricity Charges Recovery                    | 42,750      |
| Endowment Fund linterest (Raja Muttalah)        | 216,654     |
| Fine  | 7,080       |
| Fitness Center                                  | 60,000      |
| Admission Fees (Appollo Tyres)                  | 358,760     |
| Ball Badmittan Tournament                       | 469,813     |
| Bank Intrest                                    | 25,000      |
| BOOK STALL RENT RECEIVED                        | 138,650     |
| Breakage Fine                                   | 17,557,540  |
| B.S.A. Exam Fees Receipts A/c                   | 261,230     |
| B.S. A University Campus Staff Quarters         | 18,807,250  |
| Bus Collection                                  | 6,088,307   |
| Fixed Deposit Intrest                           | 10,000      |
| Ground Rent                                     | 40,000      |
| Hall Rent                                       | 5,523,000   |
| Internet Fee                                    | 289,722     |
| Library Contingencies Receipts                  | 917,400     |
| Exmanination fees ,Hall Rent Etc                | 67,670      |
| Notice Period Salary                            | 16,400      |
| P.Hd Admission Fees                             |             |



|   |                    |
|---|--------------------|
| Placement Fees                                      | 5,523,000          |
| Professional Bodies Memberships Fees                | 5,523,000          |
| Prof Peer Mohamed Endowment Deposit Intrest         | 129,198            |
| Value Added Course fees                             | 286,000            |
| Various Consultancy Receipts                        | 422,700            |
| Refresher Course fees                               | 66,200             |
| Smart Fleet Card                                    | 73,925             |
| Student Book & Instruments                          | 134,286            |
| Sale of App: (Net Banking Receipts)                 | 748,650            |
| Sale of Application                                 | 2,122,500          |
| Smart Card  | 137,070            |
| Student Insurance Fee                               | 501,740            |
| University Exam Fees                                | 92,900             |
| University Mark Verrification Fees                  | 50,183             |
| Study Aborad Prog ( Income                          | 299,616            |
| Mis Receipts  | 2,490,096          |
| Xerox Collextion                                    | 10,438             |
| Youth Red Cross                                     | 27,369             |
| <b>Total</b>  | <b>695,978,173</b> |
| <b>Schedule VIII</b>                                |                    |
| <b>Expenses</b>                                     |                    |
| Salary  | 323,995,378        |
| Academic Audit Fee                                  | 104,124            |
| Academic Council Meeting Expenses                   | 80,342             |
| A.C. Annual Maintenance                             | 1,204,572          |
| Accreditation Expenses                              | 4,394,006          |
| Ac Maintenance                                      | 107,175            |
| Admission Expenses                                  | 2,836,297          |
| Advertisement                                       | 49,425,907         |
| Apollo Tyre Course Remuneration                     | 3,204,500          |
| Arhitechtteaching Staff (V.F.)Consulting Remunerati | 2,750,791          |
| Audio System Maintenenace A/c                       | 12,000             |
| Audit Fee   | 898,880            |
| Auditorium Maintenance                              | 9,155              |
| Bank Charges  | 196,090            |
| Bank Interest Paid                                  | 12,506,343         |
| Board of Study Meeting Expenses                     | 25,100             |
| Bint Software Training Fee                          | 380,225            |
| Building Maintenance                                | 11,129,883         |
| College Maintenance                                 | 1,570,993          |
| Computer Maintenance                                | 18,596             |
| Consulting Charges                                  | 4,630,129          |
| Conveyance  | 228,528            |
| Data Processing Charges A/c                         | 17,446             |
| Day Scholar student Medical Bill                    | 4,552              |
| Dept Lab Charges                                    | 6,578,555          |
| D.R. Finance Quaters Rent Paid                      | 6,936              |
| Driver Bata   | 23,540             |
| Electricity Charges for Nallam Bakkam Guest House   | 1,060              |



|   |            |
|---|------------|
|   | 8,675      |
| Electrical Inspection Fee               | 17,496,153 |
| Electricity Charges                     | 12,252     |
| Electricity Generation (Generator ) Tax | 201,000    |
| Estate Office Driver Bus Pass A/c       | 72,480     |
| Faculty Trainig Programe Expenses       | 62,155     |
| Freight Charges                         | 69637      |
| Fellowship Contingencies                | 1,280,229  |
| Generator Maintenance                   | 1,949,351  |
| Hospitality                             | 11,244,044 |
| House Keeping                           | 1,442,526  |
| Insurance                               | 171,975    |
| Internal Auditing Fee                   | 41,398     |
| ID Card Expenses                        | 28,412     |
| Internation Colloboration Expenses      | 556,182    |
| Internet Fee Expenses                   | 74,313     |
| I.S.O. Audit Expenses                   | 450,000    |
| Labour Shed (Construction)Rent Paid     | 4,847,535  |
| News paper                              | 195,068    |
| Lift Annual Maintenance                 | 53,590     |
| Legal Fees                              | 756,703    |
| Membership Fees                         | 55,249     |
| Guest Lecture                           | 656,045    |
| Councillor Remuneration                 | 14,607     |
| Motor Maintnence                        | 806,368    |
| Motor Vehile F.C Renewal Expenses       | 5,200,992  |
| Motor Vehile Maintenance                | 15,548,239 |
| Motor Vehile(Pol)                       | 22,824     |
| Nallambakkamqtrs Maintenance            | 52,000     |
| Nallambakkam Staff Quaters Rent Paid    | 172,503    |
| News Bulletin Expenses                  | 362,520    |
| Name Board(Display)                     | 227,553    |
| Off Campus Office Electricity A/c       | 6,100,200  |
| Off Campus Office Rent A/c              | 2,327,024  |
| Open House Exhibition Exp               | 78,030     |
| O.T. Allowance                          | 1,250,339  |
| Other Expenses                          | 3,986,623  |
| Plumbing Maintenance                    | 420,728    |
| Postage and Telegrams                   | 4,637,627  |
| Printing and Stationary                 | 758,824    |
| Property Tax                            | 90,601     |
| R.&D Lab Charges                        | 2,859,604  |
| Redocourse Expenses                     | 98,759     |
| Remuneration (Earn While You Learn )    | 288,360    |
| Remuneration Ts                         | 6,118,513  |
| Repairs and Maintenance                 | 100,000    |
| Research Incentive Schme Expenses       |            |



|  |                    |
|--|--------------------|
| Road Tax for Vechile                         | 520,390            |
| R.O. Water Treatment Plant Expenses          | 38,345             |
| Sale of Application Bank Charges             | 20,749             |
| Security Staff Salary (Home Tech Services)   | 4,859,136          |
| Selaiyur Quaters Maintenance                 | 39,531             |
| Seminar                                      | 679,627            |
| Seminar Conducted                            | 1,274,122          |
| Sitting Fee                                  | 971,882            |
| Speed Controller (Vehile)                    | 39,000             |
| Sponserhip Fees                              | 393,750            |
| Sports and Games                             | 1,455,380          |
| Sky ballon expenses                          | 33,770             |
| Staff Welfare                                | 4,133,051          |
| Telephone                                    | 556,610            |
| Telephone Maintenance                        | 358,275            |
| Tent and Umberila                            | 284,548            |
| Toll Charges & Parking Charges               | 543,379            |
| Transport Remuneration Nts                   | 6,000              |
| Transport Remuneration T.S                   | 24,000             |
| Vanavil Programe Expenses                    | 95,120             |
| Tution Fees Repaid                           | 606,250            |
| Transformer Maintenance                      | 40,682             |
| Water Treatment Plan charges                 | 19,150             |
| Walky Talky Renewal Fees                     | 5,800              |
| Vehile Permit Expenses                       | 88,687             |
| Vehile Reg. Expenses                         | 46,232             |
| Water Charges (Drinking for Buharia Towers ) | 1,435              |
| Xerox Meter Reading Charges                  | 242,721            |
| B.S.A. University Exam Fees Paid A/c         | 3,804,908          |
| Electrical Maintenance                       | 2,013,419          |
| Garden Maintenance                           | 1,572,310          |
| I.A.S. Course Expenses                       |                    |
| Ball Badmitton Maintenance                   | 1,239,767          |
| Bycycle and Tricycle Maintenance             | 2,015              |
| Campus Film Shooting Expenses                | 533,708            |
| College Day and Other Function               | 410,750            |
| Design Charges                               | 1,476,020          |
| Library Contingencies                        | 311,666            |
| Medical A/c                                  | (1,728)            |
| Other Intrest                                | 7,690              |
| Placement Fee Expenses                       | 2,126,189          |
| Student Cultural Activity Expenses (Society) | 1,222,221          |
| Study Abroad Prog                            | 38,508             |
| Travelling Expenses                          | 1,556,452          |
| University Examination Fees Paid A/c         | 92,600             |
| Various Consultancy Payments                 | 491,430            |
| Water Charges                                | 1,394,355          |
| <b>Total</b>                                 | <b>555,258,815</b> |







Schedule 4  
 FIXED ASSETS:

(Amount in Rs.)

| Particulars                                     | WDV as on<br>01.04.2014 | Additions          |                    | Deletions | Total       | Depreciation |          | WDV as on 31.03.2015 |
|---|-------------------------|--------------------|--------------------|-----------|-------------|--------------|----------|----------------------|
|   |                         | More than 180 days | Less than 180 days |           |             | Rate         | Amount   |                      |
| Block 1: Building                               |                         |                    |                    |           |             |              |          |                      |
| Aeronautical-Building A/c                       | 169550691.1             | 20774110           | 40798051           |           | 231122852   | 10%          | 21072383 | 210050469            |
| Asst.Prof Quarters                              | 49631.26                |                    |                    |           | 49631       | 10%          | 4963     | 44668                |
| ATM BUILDING                                    | 444817                  |                    |                    |           | 444817      | 10%          | 44482    | 400335               |
| Architecture Building (New Block)               | 11051305                |                    | 1970976            |           | 13022281    | 10%          | 1203579  | 11818602             |
| Auditorium                                      | 30687667.62             |                    |                    |           | 30687667.62 | 10%          | 3068767  | 27618900.62          |
| Auto Mobile Engineering Workshop                | 4052261                 |                    |                    |           | 4052261     | 10%          | 405226   | 3647035              |
| Basic Science Block Extension                   | 6552005.52              |                    |                    |           | 6552005.52  | 10%          | 655201   | 5896804.52           |
| Borewell  | 5950.71                 |                    |                    |           | 5950.71     | 10%          | 595      | 5355.71              |
| Building  | 1708490.41              |                    |                    |           | 1708490.41  | 10%          | 170849   | 1537641.41           |
| Clock Tower                                     | 50744.5                 |                    |                    |           | 50744.5     | 10%          | 5074     | 45670.5              |
| College Campus Road Work                        | 5921583.98              |                    | 26182              |           | 5947735.98  | 10%          | 593464   | 5354271.98           |
| Chiller Plant Construction                      |                         | 4315295            |                    |           | 4315295     | 10%          | 431530   | 3883765              |
| Director's Quarters                             | 114063.6                |                    |                    |           | 114063.6    | 10%          | 11406    | 102657.6             |
| Earth Augar-(Agri Purpose)                      | 20979                   |                    |                    |           | 20979       | 10%          | 2098     | 18881                |
| Electric Science Block 3rd Floor Extension      | 22561233.76             |                    |                    |           | 22561233.76 | 10%          | 2256123  | 20305110.76          |
| Essential Staff Quarters                        | 148323.25               |                    |                    |           | 148323.25   | 10%          | 14832    | 133491.25            |
| Essece Office Building                          | 860189.05               |                    |                    |           | 860189.05   | 10%          | 86019    | 774170.05            |
| Exhibition Stall                                |                         | 149420             |                    |           | 149420      | 10%          | 14942    | 134478               |
| Generator Room                                  | 17410.25                |                    |                    |           | 17410.25    | 10%          | 1741     | 15669.25             |
| Hostel Building                                 | 38026065.98             |                    |                    |           | 38026065.98 | 10%          | 3802607  | 34223458.98          |
| Hostel Electrification                          | 139533.66               |                    |                    |           | 139533.66   | 10%          | 13953    | 125580.66            |
| Indoor Stadium                                  | 1601                    |                    |                    |           | 1601        | 10%          | 160      | 1441                 |
| Indoor Sports Hall                              |                         | 492971             |                    |           | 492971      | 10%          | 49297    | 443674               |
| Interior Work at V.C Guest House                | 1859368                 |                    |                    |           | 1859368     | 10%          | 185937   | 1673431              |
| Interior Work at Admission Office (G.M. OFFICE) | 450000                  |                    | 274000             |           | 724000      | 10%          | 58700    | 665300               |
| Interior Work at Computer Science Block         | 2454710                 |                    |                    |           | 2454710     | 10%          | 245471   | 2209239              |
| Interior Work at Registrar Office               | 2581680                 |                    | 243385             |           | 2825065     | 10%          | 270337   | 2554728              |
| INTERIOR WORK AT SCHOOL OF LIFE SCIENCE         | 5100882                 |                    |                    |           | 5100882     | 10%          | 510088   | 4590794              |
| Interior Work at V.C Office                     | 1544499                 |                    |                    |           | 1544499     | 10%          | 154450   | 1390049              |
| Interior Work at V.C Villa                      | 2280000                 |                    |                    |           | 2280000     | 10%          | 379819   | 4936559              |
| Interior Work/cadcam Aero Block 1st Floor       | 2445890                 |                    |                    |           | 2445890     | 10%          | 313858   | 3417412              |
| Interiorwork / cadcam/ simulationlab/ aeroblock | 1782246                 | 100000             |                    |           | 3731270     | 10%          | 313858   | 3417412              |
| Interior Work for Avionics Lab (Aero Dept)      | 609140                  |                    |                    |           | 609140      | 10%          | 208154   | 2172682              |
| Interior Work at Buharia Towers                 | 4766116                 |                    |                    |           | 4766116     | 10%          | 476612   | 4289504              |
| Stage shed on Sports Ground                     |                         | 500000             |                    |           | 500000      | 10%          | 50000    | 450000               |
| Lab Building                                    | 7176918.96              |                    |                    |           | 7176918.96  | 10%          | 717692   | 6459226.96           |
| Ladies Hostel                                   | 2158143.45              |                    |                    |           | 2158143.45  | 10%          | 215814   | 194229.45            |
| Ladies Hostel New Block (Extension)             | 13091041                | 19300354           | 19422209           |           | 51814604    | 10%          | 4210300  | 47604304             |



|  |             |          |          |   |             |     |          |             |
|--|-------------|----------|----------|---|-------------|-----|----------|-------------|
| Ladies Hostel Building                     | 5148622.41  |          |          |   | 5148622.41  | 10% | 514862   | 4633670.41  |
| Mba Block Terrace Work                     | 475000      |          | 347281   |   | 822281      | 10% | 64864    | 757417      |
| Mechanical Block Lab Exten Work            | 78003810    |          | 1025000  |   | 79028810    | 10% | 7851631  | 71177179    |
| Medical Hall Building Exten. Work (School) | 1749921.85  |          | 32500    |   | 1782421.85  | 10% | 176617   | 1605804.85  |
| Mens Hostel Building                       | 35319729.55 |          |          |   | 35319729.55 | 10% | 3531973  | 31787756.55 |
| New Civil Yard                             | 1948594     |          | 937222   |   | 2885816     | 10% | 241721   | 2644095     |
| New Data Centre Building                   | 3384800.15  |          |          |   | 3384800.15  | 10% | 338480   | 3046320.15  |
| New Stair Case Science Block Building      | 842679.95   |          |          |   | 842679.95   | 10% | 84268    | 758411.95   |
| New Workshop Shed                          | 1528507.53  |          |          |   | 1528507.53  | 10% | 152651   | 1373856.53  |
| P.G. Block                                 | 7203427.72  |          |          |   | 7203427.72  | 10% | 720343   | 6483084.72  |
| Polymer Block Extension                    | 1846781.88  |          |          |   | 1846781.88  | 10% | 184678   | 1662103.88  |
| Power Room                                 | 455326.09   |          |          |   | 455326.09   | 10% | 45533    | 409793.09   |
| Professor Quarters                         | 465109.51   |          |          |   | 465109.51   | 10% | 46511    | 418598.51   |
| Ready Made Bank                            | 707772.9    | 572500   |          |   | 1280272.9   | 10% | 128027   | 1152245.9   |
| Recreation Hall                            | 61083.78    |          |          |   | 61083.78    | 10% | 6108     | 54975.78    |
| Science Block (Bbc)                        | 14548897.23 |          |          |   | 14548897.23 | 10% | 1454890  | 13094007.23 |
| Security Room                              | 32116.55    |          |          |   | 32116.55    | 10% | 3212     | 28904.55    |
| Sewage Line(Mech Block to Swimming Pool)   | 900000      |          |          |   | 900000      | 10% | 90000    | 810000      |
| Selaiyur Flat                              | 6078074.96  |          |          |   | 6078074.96  | 10% | 607807   | 5470267.96  |
| Store Room Construction                    | 2844754.00  |          |          |   | 2844754     | 10% | 284475   | 2560279     |
| Service Complex                            | 1693119.56  |          |          |   | 1693119.56  | 10% | 169312   | 1523807.56  |
| Staff Quarters (G+9 Floor)                 | 57077075    |          | 23867435 |   | 119785088   | 10% | 10785137 | 108999951   |
| Tenement Quarters                          | 192448.26   |          |          |   | 192448.26   | 10% | 19245    | 173203.26   |
| Tower Clock                                | 85860       |          |          |   | 85860       | 10% | 8586     | 77274       |
| V.C Villa (Quarters)                       | 5817246     | 920000   | 110000   |   | 6847246     | 10% | 679225   | 6168021     |
| Workmen Quarters                           | 44991.25    |          |          |   | 44991.25    | 10% | 4499     | 40492.25    |
| Workshop Construction                      | 2400384.34  |          |          |   | 2400384.34  | 10% | 240038   | 2160346.34  |
| TOTAL                                      | 568274432.5 | 86809982 | 93875589 | 0 | 750960003.2 |     | 70402220 | 680557783.2 |
| Block/2 Furniture                          |             |          |          |   |             |     |          |             |
| Aluminium Lader                            | 10884       |          |          |   | 10884       | 10% | 1088     | 9796        |
| Class Room Board                           | 1060261.85  | 110846   | 607481   |   | 1778588.85  | 10% | 147485   | 1631103.85  |
| Furniture and Fitting                      | 20303396.28 | 5353397  | 6561465  |   | 32218258    | 10% | 2893753  | 29324505    |
| Gym Equipments                             |             | 1500000  | 218275   |   | 1718275     | 10% | 160914   | 1557361     |
| Hostel Furniture                           | 136433.22   |          |          |   | 136433.22   | 10% | 13643    | 122790.22   |
| Kitchen Dining Table                       | 131670.87   |          |          |   | 131670.87   | 10% | 13167    | 118503.87   |
| Kitchen Equipments                         | 322412.06   |          |          |   | 322412.06   | 10% | 32241    | 290171.06   |
| TOTAL                                      | 21965038.28 | 6964243  | 7387221  | 0 | 36316522    |     | 3262291  | 33054231    |





|  |                    |  |  |                 |                    |     |                 |                    |
|--|--------------------|--|--|-----------------|--------------------|-----|-----------------|--------------------|
| Mosquito Machine                                 | 18469.95           |  |  |                 | 18469.95           | 15% | 2770            | 15699.95           |
| Office Equipments                                | 343094.29          |  |  |                 | 343094.29          | 15% | 51464           | 291630.29          |
| Notice Board                                     | 27281.4            |  |  |                 | 27281.4            | 15% | 20461           | 23235.3            |
| Refrigerator                                     | 6322.95            |  |  |                 | 6322.95            | 15% | 948             | 5374.95            |
| R.O. Water Treatment Plant                       | 312756.39          |  |  |                 | 312756.39          | 15% | 46913           | 268843.39          |
| Stabilizer                                       | 5543               |  |  |                 | 5543               | 15% | 831             | 4712               |
| STP Sewage Line                                  | 2027235            |  |  |                 | 2027235            | 15% | 304085          | 1723150            |
| Television                                       | 246888             |  |  |                 | 246888             | 15% | 37033           | 209855             |
| Telephone Installation                           | 776991             |  |  | 466840          | 1612986            | 15% | 206935          | 1406051            |
| Typewriter                                       | 36.95              |  |  |                 | 36.95              | 15% | 6               | 30.95              |
| U.P.S  | 1310873.72         |  |  | 2006097         | 3637970.72         | 15% | 395238          | 3242732.72         |
| U.P.S Batteries                                  | 336583             |  |  | 68136           | 454183             | 15% | 63017           | 391166             |
| Vacuum Cleaner                                   | 15165.03           |  |  |                 | 15165.03           | 15% | 2275            | 12890.03           |
| Vehicles Tools                                   | 85866              |  |  | 61500           | 147386             | 15% | 17495           | 129891             |
| Vessels  | 89896.07           |  |  |                 | 89896.07           | 13% | 13484           | 76412.07           |
| Water Cooler                                     | 113010.74          |  |  | 235256          | 348266.74          | 15% | 34596           | 313670.74          |
| Water Treatment Plant                            | 64319.98           |  |  |                 | 64319.98           | 15% | 96798           | 548521.98          |
| Water Dispenser                                  | 75247.86           |  |  | 65444           | 140791.86          | 15% | 21119           | 119672.86          |
| <b>TOTAL</b>                                     | <b>144523616.3</b> |  |  | <b>19884038</b> | <b>177747082.3</b> |     | <b>25646954</b> | <b>152100128.3</b> |
| <b>Plant &amp; mach:</b>                         |                    |  |  |                 |                    |     |                 |                    |
| Motor(Submessblesewage Pumset)                   | 91574.8            |  |  | 114633          | 393447.8           | 15% | 44974           | 348473.8           |
| Sanitary Napkin Vending Machine                  | 16971.28           |  |  |                 | 16971.28           | 15% | 2546            | 14425.28           |
| Solar Power Plant 100 KWP                        |                    |  |  | 6473468         | 6473468            | 15% | 971020          | 5502448            |
| Solar Power Plant 150KWP                         |                    |  |  | 13200000        | 13251408           | 15% | 1983856         | 11267552           |
| Tools and Plants                                 | 7375.88            |  |  |                 | 7375.88            | 15% | 1106            | 6269.88            |
| <b>TOTAL</b>                                     | <b>115921.96</b>   |  |  | <b>19788101</b> | <b>20142670.96</b> |     | <b>3003502</b>  | <b>17139168.96</b> |
| <b>Vehicle:</b>                                  |                    |  |  |                 |                    |     |                 |                    |
| A/c Bus No Tn 19 H 8976                          | 2323199            |  |  |                 | 2323199            | 15% | 348480          | 1974719            |
| A/c Bus No Tn 19 H 9027                          | 2323199            |  |  |                 | 2323199            | 15% | 348480          | 1974719            |
| A/c Bus Tn 19 K 8582                             | 2794752            |  |  |                 | 2794752            | 15% | 419213          | 2375539            |
| A/c Bus Tn 19 P 8085                             |                    |  |  | 3380943         | 3380943            | 15% | 507141          | 2873802            |
| Bus  | 167570.78          |  |  |                 | 167570.78          | 15% | 25136           | 142434.78          |
| Car  | 535805.09          |  |  |                 | 535805.09          | 15% | 80371           | 455434.09          |
| Cycles   | 5427.47            |  |  | 4725            | 10152.47           | 15% | 1523            | 8629.47            |
| Eicher Bus 09-10 Tn 22-Bv-7312                   | 500943.12          |  |  |                 | 500943.12          | 15% | 75141           | 425802.12          |
| Eicher Bus 09-10 Tn 22-Bv-7471                   | 500943.12          |  |  |                 | 500943.12          | 15% | 75141           | 425802.12          |
| Eicher Mini Bus Tn 11 J 1765                     |                    |  |  | 1646000         | 1646000            | 15% | 123450          | 1522550            |
| Ford Ikon Tn 22 Bv 2709                          | 274053.5           |  |  |                 | 274053.5           | 15% | 41108           | 232945.5           |
| Ford Ikon Tn 22 Bv 2886                          | 274053.5           |  |  |                 | 274053.5           | 15% | 41108           | 232945.5           |
| <b>FORD VEHICLE (AUTO STUDENT STUDY PURPOSE)</b> | <b>33415</b>       |  |  |                 | <b>33415</b>       | 15% | <b>5012</b>     | <b>28403</b>       |



|  |             |      |             |
|--|-------------|------|-------------|
| Hero Honda Motor Cycle                       | 34022       | 5103 | 28919       |
| Hero Honda Vehicle (Old) In 22ab 9903        | 7225        | 1084 | 6141        |
| Marutha -Xylo Car In-22-Cz-3260              | 522144.12   | 15%  | 443822.12   |
| Maruthi Car -Dziretn22-Bs-1031               | 321784.9    | 15%  | 273516.9    |
| New Bus A/c (8 No Big Bus)                   | 6141250     | 15%  | 520062      |
| Swaraj Mazda Bus TN 22 BV 7828               | 270855.62   | 15%  | 230227.62   |
| Swarajmazda Bus TN22 BV 7833                 | 495174.5    | 15%  | 420898.5    |
| Swaraj Mazda Vehicle In 19 D 9129            | 495174.86   | 15%  | 420898.86   |
| Swaraj Mazda Vehicle In 19 D 9140            | 751074      | 15%  | 638413      |
| Swaraj Mazda Vehicle In 19 E 7031            | 751074      | 15%  | 638413      |
| Swaraj Mazda Vehicle In 19 E 7099            | 751074      | 15%  | 638413      |
| Tata Indigo Manza Cartn 22 Cw 5281           | 503442.2    | 15%  | 427926.2    |
| Tempo Traveller                              | 23469.76    | 15%  | 19949.76    |
| Tempo Travellor TN 19 L 6799                 | 770605      | 15%  | 655014      |
| Tempo Traveller TN 21 Av 0668                | 282110.31   | 15%  | 239793.31   |
| Tempo Traveller A/C VAN TN 22 CU 9353        | 615934.97   | 15%  | 523544.97   |
| Tempo Traveller TN 21 Av 0660                | 266437.31   | 15%  | 226471.31   |
| Toyota Innova Car TN 11 B 5726               | 1122497     | 15%  | 954122      |
| Tracking Device                              | 226710      | 15%  | 209707      |
| Traveller Ambulance Vehicle A/c              | 391850.79   | 15%  | 333072.79   |
| Vehicle Airconditioner                       | 172915.13   | 15%  | 146978.13   |
| Water Tank Lorry TN 19 L 1641                | 1386350     | 15%  | 1178397     |
| Water Tank Lorry TN22-Bv-0349, TN 22bv-0346, | 1155411.5   | 15%  | 982099.5    |
| Water Tank Lorry TN 19 F5311                 | 1741000     | 15%  | 1610425     |
| Xylo Car TN 11 E 2354                        | 997191      | 15%  | 847612      |
| TOTAL  | 28713503.55 | 0    | 30624976.55 |
| Block-4-Land                                 |             |      |             |
| Land:  |             |      |             |
| Land   | 1396882     |      |             |
| TOTAL  | 1396882     | 0%   | 1396882     |
| Work - In - Progress:                        |             |      |             |
| Aeronautical /Mec Budl Construction          | 22937479    | 0%   | 615097      |
| Mech Block Construction                      | 1775000     | 0%   | 900000      |
| Womens Hostel New Building Construction      | 26951107    | 0%   | 27287946    |
| Total  | 51663596    | 0    | 28803043    |
| Grand Total                                  | 845232716.9 |      | 968967562.5 |



1091481769

122514206

140783804

177265946

209767507

3385668

3613710

48596559

100989918

875000

38723563

140588481

140783804

177265946

209767507

3385668

3613710

48596559

100989918

875000

38723563

140588481

140783804

177265946

209767507

3385668

3613710

48596559

100989918

875000

38723563

140588481

140783804

177265946

209767507

3385668

3613710

48596559

100989918

875000

38723563

140588481

140783804

177265946

209767507

3385668

3613710

48596559

100989918

875000

38723563

140588481

140783804

177265946

209767507

3385668

3613710

48596559

100989918

875000

38723563

140588481

140783804

177265946

209767507

3385668

3613710

48596559

100989918

875000

38723563

140588481

140783804

177265946

209767507

3385668

3613710

48596559

100989918

875000

38723563

140588481

140783804

177265946

209767507

3385668

3613710

48596559

100989918

875000

38723563

140588481

140783804

177265946

209767507

3385668

3613710

48596559

100989918

875000

38723563

140588481

140783804

177265946

209767507

3385668

3613710

48596559

100989918

875000

38723563

140588481

140783804

177265946

209767507

3385668

3613710

48596559

100989918

875000

38723563

140588481

140783804

177265946

209767507

3385668

3613710

48596559

100989918

875000

38723563

140588481

140783804

177265946

209767507

3385668

3613710

48596559

100989918

875000

38723563

140588481

140783804

177265946

209767507

3385668

3613710

48596559

100989918

875000

38723563

140588481

140783804

177265946

209767507

3385668

3613710

48596559

100989918

875000

38723563

140588481

140783804

177265946

209767507

3385668

3613710

48596559

100989918

875000

38723563

140588481

140783804

177265946

209767507

3385668

3613710

48596559

100989918

875000

38723563

140588481

140783804

177265946

209767507

3385668

3613710

48596559

100989918

875000

38723563

140588481

140783804

177265946

209767507

3385668

3613710

48596559

100989918

875000

38723563

140588481

140783804

177265946

209767507

3385668

3613710

48596559

100989918

875000

38723563

140588481

140783804

177265946

209767507

3385668

3613710

48596559

100989918

875000

38723563

140588481

140783804

177265946

209767507

3385668

3613710

**B.S.Abdur Rahman Institute of Science & Technology**  
**K.B.A Men's Hostel- B.S Abdur Rahman University**  
**Seethakathi Estate , Vandalur, Chennai - 600 048**

Assesment Year 2015-16  
 Balance Sheet at 31.03.2015

(Amount in Rs.)

| Particulars                     |                           | Sch No. | Amount      | Amount             |
|---------------------------------|---------------------------|---------|-------------|--------------------|
| <b>I. Sources of Fund:</b>      |                           |         |             |                    |
| 1                               | Hostel Fund               | I       | 113,380,180 |                    |
| 2                               | Loans & Advances          | II      | 11,241,188  |                    |
|                                 | <b>Total</b>              |         |             | <b>124,621,368</b> |
| <b>II. Application of Funds</b> |                           |         |             |                    |
|                                 | <b>Fixed Assets</b>       | III     |             |                    |
|                                 | Gross Block               |         | 98,633,692  |                    |
|                                 | Add: Additions            |         | 2,050,474   |                    |
|                                 | less: Deletions           |         | 5,000       |                    |
|                                 | less: Depreciation        |         | 11,094,959  | 89,584,207         |
|                                 | <b>Net Block</b>          |         |             | <b>89,584,207</b>  |
|                                 | <b>Current Assets</b>     | IV      | 42,193,249  |                    |
|                                 | less: Current Liabilities | V       | 7,156,089   | 35,037,160         |
|                                 | <b>Net Current Assets</b> |         |             |                    |
|                                 | <b>Total</b>              |         |             | <b>124,621,368</b> |

This statement is prepared as per information and explanation given to us


*[Signature]*  
 For B.S.Abdur Rahman Institute of  
 Science & Technology

Member  
 Finance Committee

Place : Chennai  
 30/09/2015

**N.C. RAJAGOPAL & CO**  
**CHARTERED ACCOUNTANTS**  
 No.22, Krishnaswamy avenue, Mylapore,  
 Chennai - 600 004.  
 FR No: 033985

*[Signature]*  
 (SUMITHRA RAVICHANDRAN, FCA.)  
 PARTNER  
 M NO:204068



B.S.Abdur Rahman Institute of Science & Technology  
K.B.A Men's Hostel- B.S Abdur Rahman University  
Seethakathi Estate , Vandalur, Chennai - 600 048


Assesment Year 2015-16  
Income & Expenditure account for the year ending 31.03.2015

(Amount in Rs.)

| Particulars |                                   | Sch No. | Amount     | Amount     |
|-------------|-----------------------------------|---------|------------|------------|
| I.          | Income                            | VI      | 87,255,723 |            |
|             | Total                             |         |            | 87,255,723 |
| II.         | Expenditure                       |         |            |            |
|             | Administration Overheads          | VII     | 57,258,394 |            |
|             | Salary Expenses                   |         |            |            |
|             | Depreciation                      | III     | 11,094,959 |            |
|             | Total                             |         |            | 68,353,353 |
| III         | Excess of Income over Expenditure |         |            | 18,902,370 |

This statement is prepared as per information  
and explanation given to us

For B.S.Abdur Rahman Institute of Science &  
Technology

  
Member

Finance Committee

Place: Chennai  
Date: 29/09/2015

N.C. RAJAGOPAL & CO  
CHARTERED ACCOUNTANTS  
No.22, Krishnaswamy avenue, Mylapore,  
Chennai - 600 004.

FR No: 03398S

  
(SUMITHRA RAVICHANDRAN. FCA.,)

PARTNER

M NO:204068




B.S.Abdur Rahman Institute of Science & Technology  
K.B.A Men's Hostel- B.S Abdur Rahman University

Schedules Forming Part of Balance Sheet & Income & Expenditure A/c  
Assesment Year 2015-16  
Balance Sheet at 31.03.2015

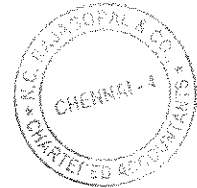
(Amount in Rs.)

| Particulars                                 | Amount             |
|---|--------------------|
| <b>Schedule I</b>                           |                    |
| <b>Hostel Fund</b>                          |                    |
| Opening Balance                             | 94,477,810         |
| <i>add/(less):</i>                          |                    |
| Excess/(Deficit) of Income over Expenditure | 18,902,370         |
| <b>Closing Balance</b>                      | <b>113,380,180</b> |
| <b>Schedule II</b>                          |                    |
| <b>Loans &amp; Advances</b>                 |                    |
| Caution Deposit                             | 11,241,188         |
| <b>Closing Balance</b>                      | <b>11,241,188</b>  |
| <b>Schedule IV</b>                          |                    |
| <b>Current Assets</b>                       |                    |
| <u>Branch Balances</u>                      |                    |
| B.S. Abdur Rahman University A/c            | 11,897,509         |
| All India Islamic Foundation                | 234,393            |
| T.B.A.K.Ladies Hostel - B.S.A.U             | 11,613,359         |
| <b>Total</b>                                | <b>23,745,260</b>  |
| <u>Cash &amp; Bank Balances</u>             |                    |
| Cash in Hand                                | 17,660             |
| IOB   | 11,963,608         |
| <b>Total</b>                                | <b>11,981,268</b>  |
| <u>Deposits</u>                             |                    |
| Cylinder Deposit                            | 46,800             |
| Electricity Deposit                         | 57,160             |
| Telephone Deposit(Aiif) Books               | 4,000              |
| General Stores(Security Deposit)            | 4,000,000          |
| <b>Total</b>                                | <b>4,107,960</b>   |






| <u>Loans &amp; Advances (Assets)</u> |                   |
|--------------------------------------|-------------------|
| Freshers Day Advance 14 - 15         | 11,400            |
| Bio Gas - Advance                    | 1,041,068         |
| Hosports 2015                        | 34,596            |
| Prepaid EXPENSES                     | 99,615            |
| Water Cooler Advance                 | 31,631            |
| Salary Advance                       | 781,520           |
| <b>Total</b>                         | <b>1,999,830</b>  |
| <u>Fee Receivable</u>                | 40,620            |
| ECCI Staff                           | 6,506             |
| BBC Staff                            | 140,819           |
| ETA Staff                            | 38,941            |
| IAS Students                         | (385)             |
| AIHF S.B 365                         | (4,385)           |
| Noor Hardwares                       | 136,815           |
| College Staff                        |                   |
| NSS CAMP                             |                   |
| <b>Total</b>                         | <b>358,931</b>    |
| <b>Grand Total</b>                   | <b>42,193,249</b> |



| <b>Schedule V</b>                      |                  |
|--|------------------|
| <b>Current Liabilities</b>             |                  |
| <b>Sundry Creditors</b>                |                  |
| Student A/c                            | 6,766,172        |
| ABC Hardwares                          | 40,478           |
| Aircel Cellular Ltd                    | 2,495            |
| AM Audios                              | 75,600           |
| Aqua Purification                      | 2,692            |
| Arunachalam                            | 10,890           |
| British Clean                          | 8,427            |
| Buhari Builders                        | 237,084          |
| Crescent General Store                 | (1,584,352)      |
| ECCi LH building                       | 1,066,168        |
| ECCI Suppliers                         | 300              |
| Expanded metal mart                    | 37,625           |
| General Shop (Amenities)               | (1,170)          |
| Hitech Logistics & Marketing (P) Ltd   | 3,330            |
| Home-Tech Services Pvt. Ltd            | 14,877           |
| Indian Water Treatment                 | 19,038           |
| Jayam & Company Services               | 11,580           |
| JM Space Frames Skylights(Aiif Books)  | 20,000           |
| Mazda Enterprises                      | 60               |
| Medical Fee                            | (2,430)          |
| Muthu Enterprises                      | 1,855            |
| N.Krishna Raj                          | 7,375            |
| Nutech                                 | 250              |
| Patel Enterprises                      | 4,824            |
| Prestige Buliding materils             | 25,061           |
| Salary Payable                         | 8,000            |
| Sri Hari Engineering                   | 2,061            |
| Sri Mysore Timbers                     | 5,687            |
| Students -Dues&Collection (Aiif Books) | 30,286           |
| Sumathi Services                       | 11,600           |
| Sundaram Fab                           | 9,280            |
| Towa Electronics                       | 6,000            |
| O/S Expenses                           | 167,544          |
| Caution Deposit                        | 75,559           |
| <b>Total</b>                           | <b>7,084,246</b> |
| <b>Other Payables :</b>                |                  |
| TDS Payable                            | 71,843           |
| <b>Grand TOTAL</b>                     | <b>7,156,089</b> |



|                                   |                   |
|-----------------------------------|-------------------|
| <b>Schedule VI</b>                |                   |
| <b>Income</b>                     |                   |
| Mess Bill Monthly                 | 35,249,077        |
| Establishment Fees (Staff)        | 498,157           |
| Establishment Fees (Students)     | 47,676,500        |
| Establishment Fees (Students)     | 4,890             |
| Bank Interest Received            | 1,206,193         |
| Guest Charges Received            | 17,335            |
| Maintenance Fee                   | 2,291,370         |
| Miscellaneous Income              | 312,201           |
| <b>Total</b>                      | <b>87,255,723</b> |
| <b>Schedule VI</b>                |                   |
| <b>Expenses</b>                   |                   |
| Cost of Provision                 | 35,045,495        |
| Administrative Charges EPF        | 40,346            |
| Travelling & conveyance           | 1,308             |
| Mobile charges                    | 32,953            |
| Postage & Telegram                | 8,071             |
| Repair & Maintenance ( General )  | 1,605,690         |
| Repair & Maintenance ( Bio Gas )  | 487,295           |
| Computer Maintenance (AMC)        | 358,053           |
| Repair & Maintenance ( Building ) | 1,862,086         |
| Electrical                        | 243,170           |
| Plumbing                          | 1,680,333         |
| Conveyance                        | 8,155             |
| DTCP approval                     | 300,000           |
| Bank Charges                      | 2,133             |
| Water Supply                      | 288,000           |
| Security Charges                  | 1,152,687         |
| Staff Welfare                     | 91,494            |
| Property taxes                    | 161,050           |
| Electricity Charges               | 7,086,482         |
| Salary                            | 6,200,693         |
| Printing charges                  | 108,728           |
| Magazine Subscription             | 6,000             |
| Pf Employer Contribution          | 286,771           |
| Tally Subscription                | 1,227             |
| Miscellaneous expenses            | 7,838             |
| General Expenses                  | 192,336           |
| <b>Total</b>                      | <b>57,258,394</b> |



B.S.Abdur Rahman Institute of Science & Technology  
K.B.A Men's Hostel- B.S Abdur Rahman University  
Assesment Year 2015-16

Schedule 3  
FIXED ASSETS:

| Particulars                            | WDV as on 01.04.2014 |                    | Additions          |                    | Deletions | Total      | Depreciation |           | (Amount in Rs)<br>WDV as on 31.03.2015 |
|--|----------------------|--------------------|--------------------|--------------------|-----------|------------|--------------|-----------|--|
|  | More than 180 days   | Less than 180 days | More than 180 days | Less than 180 days |           |            | Rate         | Amount    |  |
| <b>Block 1: Building</b>               |                      |                    |                    |                    |           |            |              |           |  |
| Dining Hall, Roof                      |                      | 153,900            |                    |                    |           | 153,900    | 10%          | 15,390    | 138,510                                |
| Building B Block                       | 51,416,150           |                    | 312,397            | 81,256             |           | 51,809,803 | 10%          | 5,176,918 | 46,632,885                             |
| Building Compound Wal                  |                      |                    |                    | 55,800             |           | 55,800     | 10%          | 2,790     | 53,010                                 |
| Building STP                           |                      |                    |                    | 94,500             |           | 94,500     |              |           |  |
| Dining Hall AC                         |                      | 3,501,466          |                    |                    |           | 3,501,466  | 10%          | 354,872   | 3,146,594                              |
| Building A/c (Dining Hall)             |                      | 1,993,638          |                    |                    |           | 1,993,638  | 10%          | 199,364   | 1,794,274                              |
| Hostel Extension Work (Alif Book)      |                      | 1,395,223          |                    |                    |           | 1,395,223  | 10%          | 139,522   | 1,255,701                              |
| Borewell (Mad Cat) Alif Book           |                      | 4,050,000          |                    |                    |           | 4,050,000  | 10%          | 405,000   | 3,645,000                              |
|  |                      | 45,339             |                    |                    |           | 45,339     | 10%          | 4,534     | 40,805                                 |
| Browsing Center                        |                      | 71,083             |                    |                    |           | 71,083     | 10%          | 7,108     | 63,975                                 |
| Cold Room                              |                      | 94,572             |                    |                    |           | 94,572     | 10%          | 9,457     | 85,115                                 |
| Compressor                             |                      | 18,141             |                    |                    |           | 18,141     | 10%          | 1,814     | 16,327                                 |
| Compound Wall                          |                      | 365,926            |                    |                    |           | 365,926    | 10%          | 36,593    | 329,333                                |
| Land & Buildings                       |                      | 836,548            |                    |                    |           | 836,548    | 10%          | 83,655    | 752,893                                |
| <b>TOTAL</b>                           |                      | 69,941,987         | 312,397            | 231,556            |           | 64,885,940 |              | 6,437,017 | 58,048,923                             |
| <b>Block 2: Furniture</b>              |                      |                    |                    |                    |           |            |              |           |  |
| B Block(Furniture & Fitting)           |                      | 217,091            |                    |                    |           | 217,091    | 10%          | 21,709    | 195,382                                |
| B Block(Furniture & Fitting)           |                      | 54,264             |                    |                    |           | 54,264     | 10%          | 5,426     | 48,838                                 |
| Furniture                              |                      | 227,236            |                    |                    |           | 227,236    | 10%          | 22,724    | 204,512                                |
| Furniture (MAD Cat)                    |                      | 36,272             |                    |                    |           | 36,272     | 10%          | 3,627     | 32,645                                 |
| Canteen Container                      |                      | 331,764            |                    |                    |           | 331,764    | 10%          | 33,176    | 298,588                                |
| CCTV Camera                            |                      | 64,944             |                    |                    |           | 64,944     | 10%          | 6,494     | 58,450                                 |
| Chairs A/c                             |                      | 2,212,222          |                    |                    |           | 2,212,222  | 10%          | 221,222   | 1,991,000                              |
| Clinic Apparatus ( Mad Cat) Alif Books |                      | 6,354              |                    |                    |           | 6,354      | 10%          | 635       | 5,719                                  |
| Cot (Alif) Books                       |                      | 1,348,942          |                    |                    |           | 1,348,942  | 10%          | 134,894   | 1,214,048                              |
| Dining Table (Mad Cat) Alif Books      |                      | 404,508            |                    |                    |           | 404,508    | 10%          | 40,451    | 364,057                                |
| Dining Table & Stool                   |                      | 1,279,888          |                    |                    |           | 1,279,888  | 10%          | 127,989   | 1,151,899                              |
| Fan A/c                                |                      | 571,571            |                    |                    |           | 571,571    | 10%          | 57,157    | 514,414                                |
| Fan Alif Books                         |                      | 44,440             |                    |                    |           | 44,440     | 10%          | 4,444     | 39,996                                 |
| Fan Mad Cat Books                      |                      | 6,029              |                    |                    |           | 6,029      | 10%          | 603       | 5,426                                  |
| Furniture and Fittings A/c             |                      | 8,147,800          |                    |                    |           | 8,147,800  | 10%          | 814,780   | 7,333,020                              |
| Glasses (Alif Books)                   |                      | 27,049             |                    |                    |           | 27,049     | 10%          | 2,705     | 24,344                                 |
| Handseis (E 1085)                      |                      | 8,675              |                    |                    |           | 8,675      | 10%          | 868       | 7,807                                  |
| Steel Table & Stool (Vep) Alif Books   |                      | 243,475            |                    |                    |           | 243,475    | 10%          | 24,347    | 219,128                                |
| Steel Cot Wooden Cot                   |                      | 403,750            |                    |                    |           | 403,750    | 10%          | 40,375    | 363,375                                |
| Student Table & Chairs                 |                      | 997,065            |                    |                    |           | 997,065    | 10%          | 99,707    | 897,358                                |
| Stool (Mad Cat) Books                  |                      | 12,046             | 346,500            |                    |           | 358,546    | 10%          | 35,855    | 322,691                                |
| Table A/c                              |                      | 116,102            |                    |                    |           | 116,102    | 10%          | 11,610    | 104,492                                |
| Tricycle (Mad Cat) Books               |                      | 4,920              |                    |                    |           | 4,920      | 10%          | 492       | 4,428                                  |
| Bi Cycles                              |                      | 9,720              |                    |                    |           | 9,720      | 10%          | 972       | 8,748                                  |
| T.V (Onida Co 029' Slim) (Alif Book)   |                      | 153,921            |                    |                    |           | 153,921    | 10%          | 15,392    | 138,529                                |
| <b>TOTAL</b>                           |                      | 16,930,048         | 346,500            |                    |           | 17,276,548 |              | 1,710,329 | 15,566,219                             |





**B.S.Abdur Rahman Institute of Science & Technology**  
**Tbak Ladies Hostel BS Abdurrahman University**  
**Seethakathi Estate , Vandalur, Chennai - 600 048**

**Assesment Year 2015-16**  
**Balance sheet at 31.03.2015**

(Amount in Rs)

| Particulars                    | Sch No | Amount           | Amount            |
|--------------------------------|--------|------------------|-------------------|
| <b>I. Sources of Fund:</b>     |        |                  |                   |
| 1 General fund                 | I      |                  | 23,529,166        |
| 2 Loans & Advances             | II     |                  | 1,542,309         |
| Total                          |        |                  | <b>25,071,475</b> |
| <b>II Application of Funds</b> |        |                  |                   |
| Fixed Assets                   |        |                  |                   |
| Gross Block                    |        | 4,930,378        |                   |
| Add: Additions                 |        | 11,947,458       |                   |
| Less: Deletions                |        | 10,383,071       |                   |
| Less: Depreciation             | III    | 1,326,164        |                   |
| <b>Net Block</b>               |        | <b>5,168,601</b> | <b>5,168,601</b>  |
| Current Assets                 | IV     | 22,461,080       |                   |
| Less: Current Liabilities      | V      | 2,558,207        |                   |
| <b>Net Current Assets</b>      |        |                  | <b>19,902,873</b> |
| <b>Total</b>                   |        |                  | <b>25,071,475</b> |

This statement is prepared as per information and explanation given to us

For B.S.Abdur Rahman Institute of Science & Technology

  
Member

Finance Committee

N.C. RAJAGOPAL & CO  
CHARTERED ACCOUNTANTS


No.22, Krishnaswamy avenue, Mylapore,  
Chennai - 600 004.

FR No: 03398S

(SUMITHRA RAVICHANDRAN. FCA.,)

PARTNER

M NO:204068



Place: Chennai

Date: 29/09/2015

B.S.Abdur Rahman Institute of Science & Technology  
Tbak Ladies Hostel BS Abdurrahman University  
Seethakathi Estate , Vandalur, Chennai - 600 048


Assesment Year 2015-16

Income & Expenditure account for the year ending 31.03.2015

| Particulars |                                   | Sch No | Amount     | Amount      |
|-------------|-----------------------------------|--------|------------|-------------|
| I           | Income                            | VI     | 18,687,191 |             |
|             | Total                             |        | 18,687,191 | 18,687,191  |
| II          | Expenditure                       | VII    |            |             |
|             | Administration Overheads          |        | 15,718,357 |             |
|             | Salary Expenses                   |        | 3,127,715  |             |
|             | Bank Charges                      |        | 12,240     |             |
|             | Depreciation                      | III    | 1,326,164  |             |
|             | Total                             |        | 20,184,476 | 20,184,476  |
| III         | Excess of Income Over Expenditure |        |            | (1,497,285) |

This statement is prepared as per information and explanation given to us


For B.S.Abdur Rahman Institute of Science &  
Technology




Member  
Finance Committee

Place: Chennai  
Date: 29/09/2015

N.C. RAJAGOPAL & CO  
CHARTERED ACCOUNTANTS  
No.22, Krishnaswamy avenue, Mylapore,  
Chennai - 600 004.  
FR No: 03398S

  
(SUMITHRA RAVICHANDRAN, FCA.,)  
PARTNER  
M NO:204068




B.S.Abdur Rahman Institute of Science & Technology  
Tbak Ladies Hostel BS Abdurrahman University

Assesment Year 2015-16

Schedules Forming Part of Balance Sheet & Income & Expenditure as on 31.03.2015  
(Amount in Rs.)


| Particulars                                 | Amount       |
|---|--------------|
| <b>Schedule I</b>                           |              |
| <b>General Fund</b>                         |              |
| Opening Balance                             | 25,026,451   |
| Add/(Less):-                                |              |
| Corpus Fund                                 | (1,497,285)  |
| Excess/(Deficit) of Income over Expenditure | 23,529,166   |
| Closing Balance                             | 23,529,166   |
| <b>Grand Total</b>                          |              |
| <b>Schedule II</b>                          |              |
| <b>Loans &amp; Advances</b>                 |              |
| Caution Deposit--07/08/09/10/11             | (213,398)    |
| Caution Deposit 11- 12                      | 286,707      |
| Caution Deposit 12-13                       | 375,000      |
| Caution Deposit 13-14 & 09-12               | 535,000      |
| Caution Deposit 14-15                       | 505,000      |
| Caution Deposit Staff                       | 9,000        |
| Caution Deposit Ph.d                        | 45,000       |
| Closing Balance                             | 1,542,309    |
| <b>Grand Total</b>                          | 1,542,309    |
| <b>Schedule IV</b>                          |              |
| <b>Current Assets</b>                       |              |
| <b>Branch Balances</b>                      |              |
| Bsauniversity                               | 36,058,303   |
| kba Mens Hostel -A/C                        | (11,613,359) |
| <b>Total</b>                                | 24,444,944   |
| <b>Cash &amp; Bank Balances</b>             |              |
| Cash-in-hand                                | 19,957       |
| IOB 15268                                   | 671,651      |
| <b>Total</b>                                | 691,608      |
| <b>Deposits</b>                             |              |
| Cylinder Deposit                            | 100,934      |
| <b>Total</b>                                | 100,934      |







|                          |                   |
|--------------------------|-------------------|
| <b>Schedule VI</b>       |                   |
| <b>Income</b>            |                   |
| Hostel Day Collection    | 28,100            |
| Browsing Collection      | 4,732             |
| Egg Collection           | 50,725            |
| Mess Fees Collection     | 8,160,835         |
| Establishment            | 10,092,700        |
| Bank Interest            | 47,575            |
| Fine Collection          | 18,212            |
| Medical Collection       | 102,888           |
| Miscellaneous Income     | 181,424           |
| <b>Total</b>             | <b>18,687,191</b> |
| <b>Schedule VII</b>      |                   |
| <b>Expenses</b>          |                   |
| Mess expenses            | 751               |
| Mess Expenses( Medical ) | 118,936           |
| Provision Purchase       | 8,624,711         |
| Bank Charges             | 12,240            |
| Building Maintenance     | 1,134,685         |
| Carpentry Maintenance    | 37,908            |
| Consultancy Fees         | 583,729           |
| Conveyance               | 2,076             |
| Electrical Maintenance   | 352,086           |
| Electricity Charges      | 3,971,386         |
| Food Allowances          | 23,100            |
| General Expense          | 138,931           |
| Hostel Day Expenses      | 81,400            |
| Medical Expense          | 55,063            |
| Mess Staff Welfare       | 58,868            |
| Miscellaneous expenses   | 43,332            |
| House keeping materials  | 110,950           |
| Dish TV maintenance      | 5,540             |
| Kitchen Expense          | 8,560             |
| Plumbing Maintenance     | 106,958           |
| Postage & Courier        | 3,141             |
| Printing & Stationery    | 46,462            |
| Stationery expenses      | 8,059             |
| Repairs And Maintenance  | 50,061            |
| Salary                   | 3,127,715         |
| Students Welfare         | 28,898            |
| Special Allowance        | 10,250            |
| Staff Welfare Expenses   | 542               |
| Telephone Expense        | 13,974            |
| Water Charges            | 98,000            |
| <b>Total</b>             | <b>18,858,312</b> |



**B.S.Abdur Rahman Institute of Science & Technology  
Tbak Ladies Hostel BS Abdurrahman University  
Assesment Year 2015-16**

Schedule 3

**FIXED ASSETS:**

| Particulars                          | WDV as on<br>01.04.2014 | Additions             |                       | Deletions  | Total     | Depreciation |         | WDV as on<br>31.03.2015 |
|--------------------------------------|-------------------------|-----------------------|-----------------------|------------|-----------|--------------|---------|-------------------------|
|                                      |                         | More than 180<br>days | Less than 180<br>days |            |           | Rate         | Amount  |                         |
|                                      |                         |                       |                       |            |           |              |         |                         |
| <b>Block 1: Building</b>             |                         |                       |                       |            |           |              |         |                         |
| Building Extension                   | 740,130                 |                       | 10,267,798            | 10,267,798 | 740,130   | 10%          | 587,403 | 152,727                 |
| <b>TOTAL</b>                         | 740,130                 |                       | 10,267,798            | 10,267,798 | 740,130   |              | 587,403 | 152,727                 |
| <b>Block:2 Furniture</b>             |                         |                       |                       |            |           |              |         |                         |
| Dinning Table M.C                    | 97,321                  |                       |                       |            | 97,321    | 10%          | 9,732   | 87,589                  |
| Furniture & Fittings                 | 1,939,750               | 19,466                | 218,013               |            | 2,177,229 | 10%          | 206,822 | 1,970,407               |
| Steel Cupboard M.C                   | 7,608                   |                       |                       |            | 7,608     | 10%          | 761     | 6,847                   |
| Television M.C                       | 7,918                   |                       |                       |            | 7,918     | 10%          | 792     | 7,126                   |
| <b>TOTAL</b>                         | 2,052,597               | 19,466                | 218,013               | -          | 2,290,076 |              | 218,107 | 2,071,969               |
| <b>Block:3-Plant &amp; Machinery</b> |                         |                       |                       |            |           |              |         |                         |
| <b>Computers:</b>                    |                         |                       |                       |            |           |              |         |                         |
| Computers                            | 71,736                  |                       |                       |            | 71,736    | 60%          | 43,042  | 28,694                  |
| Printer                              | 2,506                   |                       |                       |            | 2,506     | 60%          | 1,504   | 1,002                   |
| <b>TOTAL</b>                         | 74,242                  | -                     | -                     | -          | 74,242    |              | 44,546  | 29,696                  |



